

NVIDIA CORP. FUTURE (NVDF) - EUX/202405

2024/05/08 18:35:11

Price
899.2663 USD

Difference  -1.14% (-10.36)

General attributes

Symbol	NVDFK24
Exchange	Eurex
Currency	USD
Security type	Future
Underlying	NVIDIA CORP.
Maturity	05-2024
Contract size	100

Market data

Bid (Bid size)	- USD (-)
Ask (Ask size)	- USD (-)
Open	899.2663 USD
High	899.2663 USD
Low	899.2663 USD
Close (prev. day)	909.6236 USD
Underlying	NVIDIA CORP.
Underlying price (date)	904.12 (24/05/08)
Settlement price (date)	899.27 (24/05/08)
Open Interest	0

Performance and Risk

	6m	1Y	3Y
Perf (%)	+87.84%	-	-
Perf (abs.)	+420.53	-	-
Beta	-	-	-
Volatility	42.46	-	-

Futures and Options

Related Futures	-
Related Options	-

5Y












Information about previous performance does not guarantee future performance.
Source: FactSet

Price data

Ø price 5 days Ø volume 5 days (pcs.)	892.1580 USD (0)
Ø price 30 days Ø volume 30 days (pcs.)	878.2701 USD (0)
Ø price 100 days Ø volume 100 days (pcs.)	742.4110 USD (0)
Ø price 250 days Ø volume 250 days (pcs.)	- USD (-)
YTD High date	959.5125 USD (2024/03/25)
YTD Low date	487.1747 USD (2024/01/03)
52 Weeks High date	- USD (-)
52 Weeks Low date	- USD (-)

Recent Research

on underlying	on sector	on market	
Date		Headline	Download
2024/04/26		Global Equity Ratings	
2024/04/03		Global Equity Ratings	
2024/03/13		Global Equity Ratings	
2024/02/22		Global Equity Ratings	
2024/02/14		Global Equity Ratings	