

NVIDIA CORP. FUTURE (NVDF) - EUX/202512

2024/07/26 18:35:38

Price
120.9126 USD
 Difference  -0.08% (-0.09)

General attributes	
Symbol	NVDFZ25
Exchange	Eurex
Currency	USD
Security type	Future
Underlying	NVIDIA CORP.
Maturity	12-2025
Contract size	100

Market data	
Bid (Bid size)	- USD (-)
Ask (Ask size)	- USD (-)
Open	120.9126 USD
High	120.9126 USD
Low	120.9126 USD
Close (prev. day)	121.0034 USD
Underlying	NVIDIA CORP.
Underlying price (date)	113.06 (24/07/26)
Settlement price (date)	120.91 (24/07/26)
Open Interest	0

Performance and Risk			
	6m	1Y	3Y
Perf (%)	-81.86%	-76.16%	-
Perf (abs.)	-545.61	-386.36	-
Beta	-	-	-
Volatility	329.01	232.57	-







Futures and Options	
Related Futures	-
Related Options	-



Information about previous performance does not guarantee future performance.
 Source: FactSet

Price data	
Ø price 5 days Ø volume 5 days (pcs.)	125.8335 USD (0)
Ø price 30 days Ø volume 30 days (pcs.)	134.6918 USD (0)
Ø price 100 days Ø volume 100 days (pcs.)	706.3405 USD (0)
Ø price 250 days Ø volume 250 days (pcs.)	625.4629 USD (0)
YTD High date	1,300.9391 USD (2024/06/06)
YTD Low date	120.9126 USD (2024/07/26)
52 Weeks High date	1,300.9391 USD (2024/06/06)
52 Weeks Low date	120.9126 USD (2024/07/26)

Recent Research

on underlying	on sector	on market
Date	Headline	Download
2024/07/24	 Global Equity Ratings	
2024/07/12	 Global Equity Ratings	
2024/06/21	 Global Equity Ratings	
2024/06/14	 Global Equity Ratings	
2024/05/29	 Global Equity Ratings	