

NVIDIA CORP. FUTURE (NVDF) - EUX/202512

2024/07/16 18:50:44

Price
135.2312 USD

Difference  **-2.07% (-2.86)**

General attributes

Symbol	NVDFZ25
Exchange	Eurex
Currency	USD
Security type	Future
Underlying	NVIDIA CORP.
Maturity	12-2025
Contract size	100

Market data

Bid (Bid size)	- USD (-)
Ask (Ask size)	- USD (-)
Open	135.2312 USD
High	135.2312 USD
Low	135.2312 USD
Close (prev. day)	138.0865 USD
Underlying	NVIDIA CORP.
Underlying price (date)	126.36 (24/07/16)
Settlement price (date)	135.23 (24/07/16)
Open Interest	0

Performance and Risk

	6m	1Y	3Y
Perf (%)	-78.05%	-74.46%	-
Perf (abs.)	-480.89	-394.25	-
Beta	-	-	-
Volatility	329.01	232.52	-

Futures and Options

Related Futures	-
Related Options	-











5Y

Information about previous performance does not guarantee future performance.
Source: FactSet

Price data

Ø price 5 days Ø volume 5 days (pcs.)	139.0082 USD (0)
Ø price 30 days Ø volume 30 days (pcs.)	252.9795 USD (0)
Ø price 100 days Ø volume 100 days (pcs.)	766.8883 USD (0)
Ø price 250 days Ø volume 250 days (pcs.)	637.9267 USD (0)
YTD High date	1,300.9391 USD (2024/06/06)
YTD Low date	129.0220 USD (2024/06/11)
52 Weeks High date	1,300.9391 USD (2024/06/06)
52 Weeks Low date	129.0220 USD (2024/06/11)

Recent Research

on underlying	on sector	on market		
Date			Headline	Download
2024/07/12			Global Equity Ratings	
2024/06/21			Global Equity Ratings	
2024/06/14			Global Equity Ratings	
2024/05/29			Global Equity Ratings	
2024/04/26			Global Equity Ratings	