

# NVIDIA CORP. FUTURE (NVDF) - EUX/202412

2024/07/26 18:35:38

**Price**  
**115.6945** USD

**Difference**  **-0.08% (-0.09)**

### General attributes

Symbol	NVDFZ24
Exchange	Eurex
Currency	USD
Security type	Future
Underlying	NVIDIA CORP.
Maturity	12-2024
Contract size	100

### Market data

Bid (Bid size)	- USD (-)
Ask (Ask size)	- USD (-)
Open	115.6945 USD
High	115.6945 USD
Low	115.6945 USD
Close (prev. day)	115.7878 USD
Underlying	NVIDIA CORP.
Underlying price (date)	113.06 (24/07/26)
Settlement price (date)	115.69 (24/07/26)
Open Interest	0

### Performance and Risk

	6m	1Y	3Y
Perf (%)	-81.95%	-76.24%	-
Perf (abs.)	-525.44	-371.15	-
Beta	-	-	-
Volatility	329.01	232.59	-

### Futures and Options

Related Futures	-
Related Options	-

5Y










Information about previous performance does not guarantee future performance.  
Source: FactSet

### Price data

Ø price 5 days   Ø volume 5 days (pcs.)	120.3651 USD (0)
Ø price 30 days   Ø volume 30 days (pcs.)	128.6470 USD (0)
Ø price 100 days   Ø volume 100 days (pcs.)	673.8205 USD (0)
Ø price 250 days   Ø volume 250 days (pcs.)	598.3809 USD (0)
YTD High   date	1,241.0626 USD (2024/06/06)
YTD Low   date	115.6945 USD (2024/07/26)
52 Weeks High   date	1,241.0626 USD (2024/06/06)
52 Weeks Low   date	115.6945 USD (2024/07/26)

### Recent Research

on underlying	on sector	on market	
Date		Headline	Download
2024/07/24		Global Equity Ratings	
2024/07/12		Global Equity Ratings	
2024/06/21		Global Equity Ratings	
2024/06/14		Global Equity Ratings	
2024/05/29		Global Equity Ratings	