

# NVIDIA CORP. FUTURE (NVDF) - EUX/202412

2024/07/26 18:35:38

**Price**  
**115.6945** USD  
 Difference  -0.08% (-0.09)

**General attributes**

Symbol NVDFZ24  
 Exchange Eurex  
 Currency USD  
 Security type Future  
 Underlying NVIDIA CORP.  
 Maturity 12-2024  
 Contract size 100

**Market data**

Bid (Bid size) - USD (-)  
 Ask (Ask size) - USD (-)  
 Open 115.6945 USD  
 High 115.6945 USD  
 Low 115.6945 USD  
 Close (prev. day) 115.7878 USD  
 Underlying NVIDIA CORP.  
 Underlying price (date) 113.06 (24/07/26)  
 Settlement price (date) 115.69 (24/07/26)  
 Open Interest 0

**Performance and Risk**

	6m	1Y	3Y
Perf (%)	-81.95%	-76.24%	-
Perf (abs.)	-525.44	-371.15	-
Beta	-	-	-
Volatility	329.01	232.59	-

**Futures and Options**

Related Futures -  
 Related Options -

5Y







Information about previous performance does not guarantee future performance.  
 Source: FactSet

**Price data**

Ø price 5 days   Ø volume 5 days (pcs.)	120.3651 USD (0)
Ø price 30 days   Ø volume 30 days (pcs.)	128.6470 USD (0)
Ø price 100 days   Ø volume 100 days (pcs.)	673.8205 USD (0)
Ø price 250 days   Ø volume 250 days (pcs.)	598.3809 USD (0)
YTD High   date	1,241.0626 USD (2024/06/06)
YTD Low   date	115.6945 USD (2024/07/26)
52 Weeks High   date	1,241.0626 USD (2024/06/06)
52 Weeks Low   date	115.6945 USD (2024/07/26)

**Recent Research**

on underlying	on sector	on market	
Date		Headline	Download
2024/07/24		Global Equity Ratings	
2024/07/12		Global Equity Ratings	
2024/06/21		Global Equity Ratings	
2024/06/14		Global Equity Ratings	
2024/05/29		Global Equity Ratings	