

# NVIDIA CORP. FUTURE (NVDF) - EUX/202412

2024/07/16 18:50:44

Price  
**129.3804** USD

Difference  -2.06% (-2.72)

### General attributes

Symbol	NVDFZ24
Exchange	Eurex
Currency	USD
Security type	Future
Underlying	NVIDIA CORP.
Maturity	12-2024
Contract size	100

### Market data

Bid (Bid size)	- USD (-)
Ask (Ask size)	- USD (-)
Open	129.3804 USD
High	129.3804 USD
Low	129.3804 USD
Close (prev. day)	132.1049 USD
Underlying	NVIDIA CORP.
Underlying price (date)	126.36 (24/07/16)
Settlement price (date)	129.38 (24/07/16)
Open Interest	0

### Performance and Risk

	6m	1Y	3Y
Perf (%)	-78.22%	-74.63%	-
Perf (abs.)	-464.68	-380.62	-
Beta	-	-	-
Volatility	329.01	232.54	-

### Futures and Options

Related Futures	-
Related Options	-

5Y












Information about previous performance does not guarantee future performance.  
Source: FactSet

### Price data

Ø price 5 days   Ø volume 5 days (pcs.)	132.9193 USD (0)
Ø price 30 days   Ø volume 30 days (pcs.)	241.3439 USD (0)
Ø price 100 days   Ø volume 100 days (pcs.)	731.7923 USD (0)
Ø price 250 days   Ø volume 250 days (pcs.)	610.3559 USD (0)
YTD High   date	1,241.0626 USD (2024/06/06)
YTD Low   date	122.9322 USD (2024/06/11)
52 Weeks High   date	1,241.0626 USD (2024/06/06)
52 Weeks Low   date	122.9322 USD (2024/06/11)

### Recent Research

on underlying	on sector	on market		
Date			Headline	Download
2024/07/12			Global Equity Ratings	
2024/06/21			Global Equity Ratings	
2024/06/14			Global Equity Ratings	
2024/05/29			Global Equity Ratings	
2024/04/26			Global Equity Ratings	