

DOW INC. FUTURE (DOWF) - EUX/202412

2024/07/19 19:03:36

Price
53.5283 USD
Difference  **-3.69% (-2.05)**

General attributes

Symbol	DOWFZ24
Exchange	Eurex
Currency	USD
Security type	Future
Underlying	DOW INC.
Maturity	12-2024
Contract size	100

Market data

Bid (Bid size)	- USD (-)
Ask (Ask size)	- USD (-)
Open	53.5283 USD
High	53.5283 USD
Low	53.5283 USD
Close (prev. day)	55.578 USD
Underlying	DOW INC.
Underlying price (date)	53.90 (24/07/19)
Settlement price (date)	53.53 (24/07/19)
Open Interest	0

Performance and Risk

	6m	1Y	3Y
Perf (%)	+2.80%	+1.86%	-
Perf (abs.)	+1.46	+0.98	-
Beta	-	-	-
Volatility	17.98	20.35	-

Futures and Options

Related Futures	-
Related Options	-

5Y







Information about previous performance does not guarantee future performance.
 Source: FactSet

Price data

Ø price 5 days Ø volume 5 days (pcs.)	54.2963 USD (0)
Ø price 30 days Ø volume 30 days (pcs.)	53.9080 USD (0)
Ø price 100 days Ø volume 100 days (pcs.)	56.5629 USD (0)
Ø price 250 days Ø volume 250 days (pcs.)	54.1818 USD (0)
YTD High date	60.7673 USD (2024/04/04)
YTD Low date	51.8744 USD (2024/07/10)
52 Weeks High date	60.7673 USD (2024/04/04)
52 Weeks Low date	47.1186 USD (2023/11/01)

Recent Research

on sector	on market	Date	Headline	Download
		2024/07/12	Global Equity Ratings 	
		2024/06/21	Global Equity Ratings 	
		2024/06/14	Global Equity Ratings 	
		2024/05/29	Global Equity Ratings 	
		2024/04/26	Global Equity Ratings 	