

BEST BUY CO. INC. FUTURE (BBYF) - EUX/202512

2024/07/17 18:45:19

Price
88.5896 USD

Difference  1.30% (1.14)

General attributes

Symbol	BBYFZ25
Exchange	Eurex
Currency	USD
Security type	Future
Underlying	BEST BUY CORP INC.
Maturity	12-2025
Contract size	100

Market data

Bid (Bid size)	- USD (-)
Ask (Ask size)	- USD (-)
Open	88.5896 USD
High	88.5896 USD
Low	88.5896 USD
Close (prev. day)	87.452 USD
Underlying	BEST BUY CORP INC.
Underlying price (date)	89.16 (24/07/17)
Settlement price (date)	88.59 (24/07/17)
Open Interest	0

Performance and Risk

	6m	1Y	3Y
Perf (%)	+27.09%	+8.58%	-
Perf (abs.)	+18.88	+7.00	-
Beta	-	-	-
Volatility	35.20	33.41	-

Futures and Options

Related Futures	-
Related Options	-












Information about previous performance does not guarantee future performance.
Source: FactSet

Price data

Ø price 5 days Ø volume 5 days (pcs.)	87.2078 USD (0)
Ø price 30 days Ø volume 30 days (pcs.)	87.2292 USD (0)
Ø price 100 days Ø volume 100 days (pcs.)	80.1288 USD (0)
Ø price 250 days Ø volume 250 days (pcs.)	75.5180 USD (0)
YTD High date	93.4652 USD (2024/06/20)
YTD Low date	69.2356 USD (2024/01/19)
52 Weeks High date	505.4000 USD (2023/12/14)
52 Weeks Low date	61.5121 USD (2023/11/10)

Recent Research

on sector	on market		
Date		Headline	Download
2024/07/12		Global Equity Ratings	
2024/06/21		Global Equity Ratings	
2024/06/14		Global Equity Ratings	
2024/05/29		Global Equity Ratings	
2024/04/26		Global Equity Ratings	