

PAYCHEX INC. FUTURE (PAYF) - EUX/202412

2024/10/18 19:07:22

Price
142.3107 USD

Difference  0.32% (0.46)

General attributes

Symbol	PAYFZ24
Exchange	Eurex
Currency	USD
Security type	Future
Underlying	PAYCHEX INC
Maturity	12-2024
Contract size	100

Market data

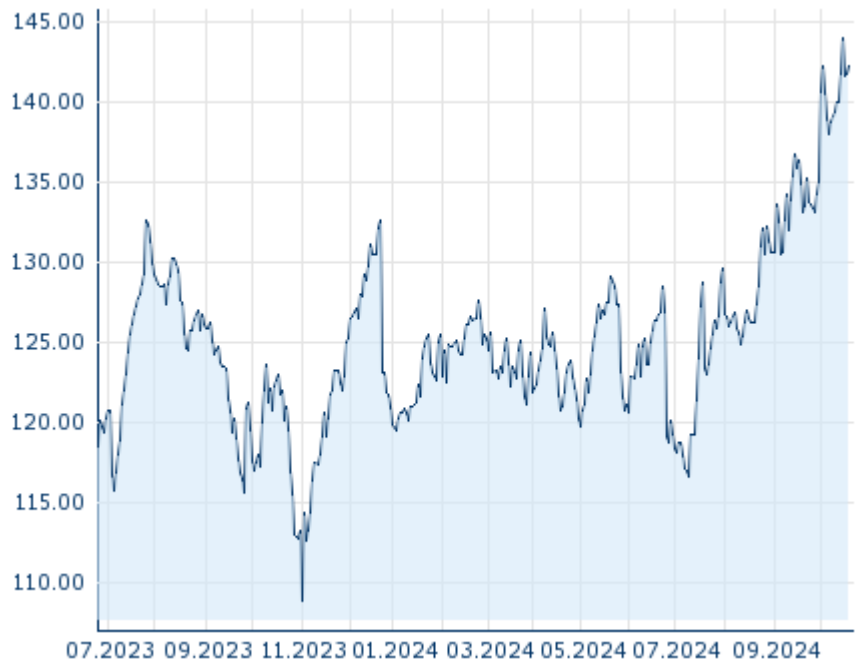
Bid (Bid size)	- USD (-)
Ask (Ask size)	- USD (-)
Open	142.3107 USD
High	142.3107 USD
Low	142.3107 USD
Close (prev. day)	141.8543 USD
Underlying	PAYCHEX INC
Underlying price (date)	141.53 (24/10/18)
Settlement price (date)	142.31 (24/10/18)
Open Interest	0

Performance and Risk

	6m	1Y	3Y
Perf (%)	+17.87%	+16.90%	-
Perf (abs.)	+21.57	+20.58	-
Beta	-	-	-
Volatility	20.65	20.73	-

Futures and Options

Related Futures	-
Related Options	-












Information about previous performance does not guarantee future performance.
Source: FactSet

Price data

Ø price 5 days Ø volume 5 days (pcs.)	142.3544 USD (0)
Ø price 30 days Ø volume 30 days (pcs.)	137.3401 USD (0)
Ø price 100 days Ø volume 100 days (pcs.)	128.8577 USD (0)
Ø price 250 days Ø volume 250 days (pcs.)	125.5517 USD (0)
YTD High date	144.0482 USD (2024/10/15)
YTD Low date	116.7044 USD (2024/07/10)
52 Weeks High date	144.0482 USD (2024/10/15)
52 Weeks Low date	108.9190 USD (2023/11/01)

Recent Research

on sector		on market	
Date		Headline	Download
2024/09/27		Global Equity Ratings	
2024/09/11		Global Equity Ratings	
2024/09/05		Global Equity Ratings	
2024/08/12		Global Equity Ratings	
2024/07/24		Global Equity Ratings	