

TELIA LIETUVA AB

ISIN: LT0000123911 WKN: -

Overview

2023/09/22 08:06:11

Price

1.565 EUR

Difference  0.32% (0.01)

General attributes

ISIN LT0000123911

Symbol TEL1L

Exchange Berlin

Currency EUR

Sector Telecommunications

Security type Stock

Market cap (m) 938 EUR

Benchmark MSCI WORLD INDEX (STRD, UHD)

Market data

Bid (Bid size) -

Ask (Ask size) -

Open 1.565 EUR

High 1.565 EUR

Low 1.565 EUR

Close (prev. day) 1.56 EUR

VWAP -

Volume (pcs) 0

Trading volume 0.00

Number of trades 1

Last size 0

Futures and Options

Related Futures -

Related Options -

5Y













Information about previous performance does not guarantee future performance.

Source: FactSet

Recent research

on sector

| Date | | Headline | Download |
|------------|---|-----------------------|---|
| 2023/09/08 |  | Global Equity Ratings |  |
| 2023/08/22 |  | Global Equity Ratings |  |
| 2023/08/17 |  | Global Equity Ratings |  |
| 2023/08/09 |  | Global Equity Ratings |  |
| 2023/07/21 |  | Global Equity Ratings |  |

Details

2023/09/22 08:06:11

Price

1.565 EUR

Difference ▲ 0.32% (0.01)

General attributes

| | |
|----------------|------------------------------|
| ISIN | LT0000123911 |
| Symbol | TEL1L |
| Exchange | Berlin |
| Currency | EUR |
| Sector | Telecommunications |
| Security type | Stock |
| Market cap (m) | 938 EUR |
| Benchmark | MSCI WORLD INDEX (STRD, UHD) |

Market data

| | |
|-------------------|-----------|
| Bid (Bid size) | - |
| Ask (Ask size) | - |
| Open | 1.565 EUR |
| High | 1.565 EUR |
| Low | 1.565 EUR |
| Close (prev. day) | 1.56 EUR |
| VWAP | - |
| Volume (pcs) | 0 |
| Trading volume | 0.00 |
| Number of trades | 1 |
| Last size | 0 |

Performance and Risk

| | 6m | 1Y | 3Y |
|-------------|---------|---------|--------|
| Perf (%) | -20.56% | -17.20% | +1.62% |
| Perf (abs.) | -0.41 | -0.33 | +0.03 |
| Beta | 0.13 | 0.01 | 0.09 |
| Volatility | 15.47 | 13.05 | 14.42 |

5Y



Information about previous performance does not guarantee future performance.
Source: FactSet

Price data

| | |
|---|------------------------|
| Ø price 5 days Ø volume 5 days (pcs.) | 1.564 EUR (0) |
| Ø price 30 days Ø volume 30 days (pcs.) | 1.657 EUR (0) |
| Ø price 100 days Ø volume 100 days (pcs.) | 1.789 EUR (0) |
| Ø price 250 days Ø volume 250 days (pcs.) | 1.873 EUR (0) |
| YTD High date | 1.990 EUR (2023/03/10) |
| YTD Low date | 1.560 EUR (2023/09/20) |
| 52 Weeks High date | 1.990 EUR (2023/03/10) |
| 52 Weeks Low date | 1.560 EUR (2023/09/20) |

All listings for TELIA LIETUVA AB

| Exchange 📍 | Date | Time | Price | Trading volume (mio.) | Number of trades |
|---------------------------|------------|-------|-----------|-----------------------|------------------|
| Stuttgart | 2023/09/22 | 15:32 | 1.495 EUR | 0.00 | 6 |
| OMX Baltic Market Vilnius | 2023/09/22 | 14:59 | 1.61 EUR | 0.01 | 50 |
| Munich | 2023/09/22 | 08:06 | 1.57 EUR | 0.00 | 1 |
| London Stock Exchange | 2018/05/22 | 17:35 | 1.12 EUR | 0.00 | 1 |
| Frankfurt | 2023/09/22 | 08:02 | 1.565 EUR | 0.00 | 1 |

| | | | | | | |
|--------|------------|-------|-----------|------|--|---|
| | 22 | | | | | |
| Berlin | 2023/09/22 | 08:06 | 1.565 EUR | 0.00 | | 1 |

Company profile

Company Logo



Company Profile

-

Contact Details

TELIA LIETUVA AB

--

Telefon: -

Fax: -

E-mail: -