

## DRILLING TOOLS INTERNATIONAL CORP COM USD0.0001

ISIN: **US26205E1073** WKN: **26205E107**

## Overview

2024/07/17 22:00:00

Price  
5.60 USDDifference  -1.58% (-0.09)

## General attributes

ISIN	US26205E1073
Symbol	DTI
Exchange	Nasdaq
Currency	USD
Sector	-
Security type	Stock
Market cap (m)	152 EUR
Benchmark	S&P 500

## Market data

Bid (Bid size)	3.16 USD (100)
Ask (Ask size)	6.90 USD (300)
Open	5.44 USD
High	5.74 USD
Low	5.36 USD
Close (prev. day)	5.69 USD
VWAP	5.531753 USD
Volume (pcs)	57,409
Trading volume	317,813.22
Number of trades	602
Last size	-

## Futures and Options





Related Futures	-
Related Options	-

5Y



Information about previous performance does not guarantee future performance.  
Source: FactSet

## Recent research

on market		
Date	Headline	Download
2024/07/12	 Global Equity Ratings	
2024/07/08	 Akciové trhy - denní zpráva	
2024/07/03	 Global Strategy 3Q 2024	
2024/06/21	 Global Equity Ratings	
2024/05/29	 Global Equity Ratings	

## Details

2024/07/17 22:00:00

Price  
5.60 USDDifference ▼ -1.58% (-0.09)

## General attributes

ISIN	US26205E1073
Symbol	DTI
Exchange	Nasdaq
Currency	USD
Sector	-
Security type	Stock
Market cap (m)	152 EUR
Benchmark	S&P 500

## Market data

Bid (Bid size)	3.16 USD (100)
Ask (Ask size)	6.90 USD (300)
Open	5.44 USD
High	5.74 USD
Low	5.36 USD
Close (prev. day)	5.69 USD
VWAP	5.531753 USD
Volume (pcs)	57,409
Trading volume	317,813.22
Number of trades	602
Last size	-

## Performance and Risk

	6m	1Y	3Y
Perf (%)	+106.64%	+29.63%	-
Perf (abs.)	+2.89	+1.28	-
Beta	0.04	0.14	0.06
Volatility	67.26	53.93	-

5Y



Information about previous performance does not guarantee future performance.  
Source: FactSet

## Price data

Ø price 5 days   Ø volume 5 days (pcs.)	5.50 USD (64,844)
Ø price 30 days   Ø volume 30 days (pcs.)	5.59 USD (81,943)
Ø price 100 days   Ø volume 100 days (pcs.)	4.79 USD (61,872)
Ø price 250 days   Ø volume 250 days (pcs.)	4.12 USD (38,693)
YTD High   date	6.36 USD (2024/07/09)
YTD Low   date	2.43 USD (2024/02/05)
52 Weeks High   date	6.36 USD (2024/07/09)
52 Weeks Low   date	2.43 USD (2024/02/05)

## Arbitrage views

Exchange	Date	Time	Price	Trading volume (mio.)	Number of trades
Nasdaq	2024/07/17	22:00	5.60 USD	0.32	602

## Company profile

### Company Logo

### Company Profile

#### Contact Details

ROC ENERGY ACQUISITION CORP

--

----

Telefon: -

Fax: -

E-mail: -