

EUR/DKK FUTURE (FCDK) - EUX/202606

2024/07/17 15:50:35

Price
7.4318 DKK

Difference  **-0.03% (-0.00)**

General attributes

Symbol	FCDKM26
Exchange	Eurex
Currency	DKK
Security type	Future
Underlying	EURO / DANISH KRONE (EUR/DKK)
Maturity	06-2026
Contract size	1

Market data

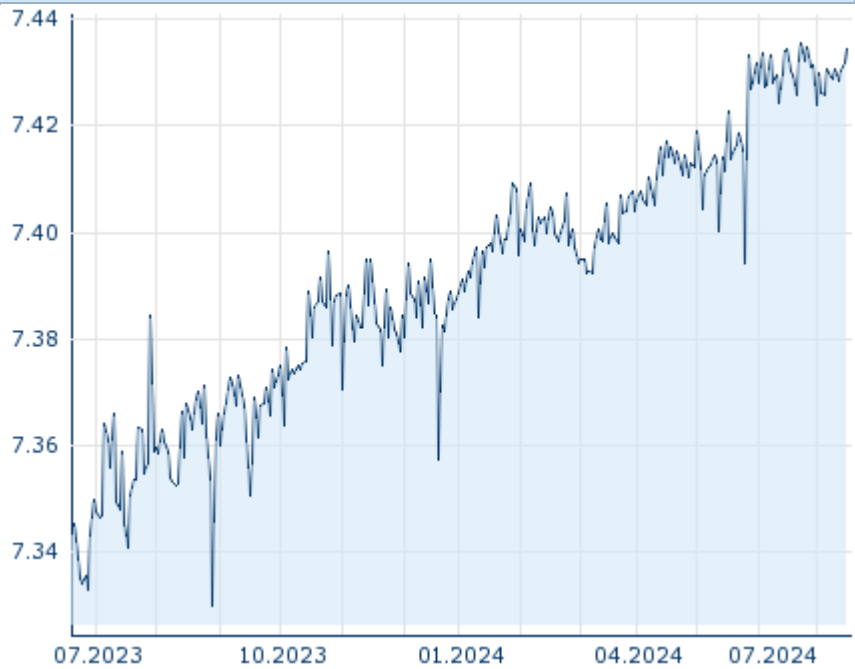
Bid (Bid size)	- DKK (-)
Ask (Ask size)	- DKK (-)
Open	7.4318 DKK
High	7.4318 DKK
Low	7.4318 DKK
Close (prev. day)	7.4344 DKK
Underlying	EURO / DANISH KRONE (EUR/DKK)
Underlying price (date)	7.4595 (24/07/17)
Settlement price (date)	7.43 (24/07/17)
Open Interest	0

Performance and Risk

	6m	1Y	3Y
Perf (%)	+0.50%	+1.02%	-
Perf (abs.)	+0.04	+0.08	-
Beta	-	-	-
Volatility	1.30	1.64	-

Futures and Options

Related Futures	-
Related Options	-












5Y

Information about previous performance does not guarantee future performance.
Source: FactSet

Price data

Ø price 5 days Ø volume 5 days (pcs.)	7.4311 DKK (0)
Ø price 30 days Ø volume 30 days (pcs.)	7.4300 DKK (0)
Ø price 100 days Ø volume 100 days (pcs.)	7.4153 DKK (0)
Ø price 250 days Ø volume 250 days (pcs.)	7.3945 DKK (0)
YTD High date	7.4355 DKK (2024/06/24)
YTD Low date	7.3840 DKK (2024/01/11)
52 Weeks High date	7.4355 DKK (2024/06/24)
52 Weeks Low date	7.3299 DKK (2023/08/29)

Recent Research

on market		
Date	Headline	Download
2024/07/17	 Ranní restart	
2024/07/16	 Ranní restart: bydlení v ČR, násilí a kabely	
2024/07/15	 Ranní restart: atentát, sjezd a polarizace	
2024/07/15	 Data mix in the week to come	
2024/07/12	 Ranní restart	