

# VONOVIA SE FUTURE (ANNG) - EUX/202407

2024/05/10 18:28:54

Price  
**27.8269** EUR

Difference  0.46% (0.13)

### General attributes

|               |            |
|---------------|------------|
| Symbol        | ANNGN24    |
| Exchange      | Eurex      |
| Currency      | EUR        |
| Security type | Future     |
| Underlying    | VONOVIA SE |
| Maturity      | 07-2024    |
| Contract size | 100        |

### Market data

|                         |                  |
|-------------------------|------------------|
| Bid (Bid size)          | - EUR (-)        |
| Ask (Ask size)          | - EUR (-)        |
| Open                    | 27.8269 EUR      |
| High                    | 27.8269 EUR      |
| Low                     | 27.8269 EUR      |
| Close (prev. day)       | 27.6986 EUR      |
| Underlying              | VONOVIA SE       |
| Underlying price (date) | 27.62 (24/05/10) |
| Settlement price (date) | 27.83 (24/05/10) |
| Open Interest           | 0                |

### Performance and Risk

|             | 6m      | 1Y | 3Y |
|-------------|---------|----|----|
| Perf (%)    | +20.19% | -  | -  |
| Perf (abs.) | +4.68   | -  | -  |
| Beta        | -       | -  | -  |
| Volatility  | 35.76   | -  | -  |

### Futures and Options

|                 |   |
|-----------------|---|
| Related Futures | - |
| Related Options | - |

5Y









Information about previous performance does not guarantee future performance.  
Source: FactSet

### Price data

|   |                          |
|---|--------------------------|
| Ø price 5 days   Ø volume 5 days (pcs.)     | 27.7453 EUR (0)          |
| Ø price 30 days   Ø volume 30 days (pcs.)   | 25.6396 EUR (0)          |
| Ø price 100 days   Ø volume 100 days (pcs.) | 26.4873 EUR (0)          |
| Ø price 250 days   Ø volume 250 days (pcs.) | - EUR (-)                |
| YTD High   date                             | 28.9374 EUR (2024/01/31) |
| YTD Low   date                              | 23.4605 EUR (2024/03/15) |
| 52 Weeks High   date                        | - EUR (-)                |
| 52 Weeks Low   date                         | - EUR (-)                |

### Recent Research

| on sector  | on market   |                       |   |
|------------|---|-----------------------|---|
| Date       |   | Headline              | Download  |
| 2024/04/26 |  | Global Equity Ratings |  |
| 2024/04/03 |  | Global Equity Ratings |  |
| 2024/03/13 |  | Global Equity Ratings |  |
| 2024/02/22 |  | Global Equity Ratings |  |
| 2024/02/14 |  | Global Equity Ratings |  |