

ALSTOM S.A. FUTURE (AOMJ) - EUX/202407

2024/05/20 19:00:13

Price
18.2467 EURDifference  0.56% (0.10)

General attributes

Symbol	AOMJN24
Exchange	Eurex
Currency	EUR
Security type	Future
Underlying	ALSTOM SA
Maturity	07-2024
Contract size	100

Market data

Bid (Bid size)	- EUR (-)
Ask (Ask size)	- EUR (-)
Open	18.2467 EUR
High	18.2467 EUR
Low	18.2467 EUR
Close (prev. day)	18.1445 EUR
Underlying	ALSTOM SA
Underlying price (date)	18.19 (24/05/20)
Settlement price (date)	18.25 (24/05/20)
Open Interest	0

Performance and Risk

	6m	1Y	3Y
Perf (%)	+42.76%	-	-
Perf (abs.)	+5.44	-	-
Beta	-	-	-
Volatility	43.83	-	-

Futures and Options

Related Futures	-
Related Options	-













Information about previous performance does not guarantee future performance.
Source: FactSet

Price data

Ø price 5 days Ø volume 5 days (pcs.)	18.1775 EUR (0)
Ø price 30 days Ø volume 30 days (pcs.)	15.7531 EUR (0)
Ø price 100 days Ø volume 100 days (pcs.)	13.2879 EUR (0)
Ø price 250 days Ø volume 250 days (pcs.)	- EUR (-)
YTD High date	18.3229 EUR (2024/05/14)
YTD Low date	11.1823 EUR (2024/01/19)
52 Weeks High date	- EUR (-)
52 Weeks Low date	- EUR (-)

Recent Research

on underlying	on sector	on market	
Date		Headline	Download
2022/05/04		Global Equity Ratings	
2022/04/27		Global Equity Ratings	
2022/04/14		Global Equity Ratings	
2022/03/29		Global Equity Ratings	
2022/03/10		Global Equity Ratings	

5Y