

VALMET OYJ FUTURE (TVMT) - EUX/202409

2024/08/15 19:01:12

Price
26.1135 EURDifference  1.45% (0.37)

General attributes

Symbol	TVMTU24
Exchange	Eurex
Currency	EUR
Security type	Future
Underlying	VALMET OYJ
Maturity	09-2024
Contract size	100

Market data

Bid (Bid size)	- EUR (-)
Ask (Ask size)	- EUR (-)
Open	26.1135 EUR
High	26.1135 EUR
Low	26.1135 EUR
Close (prev. day)	25.7412 EUR
Underlying	VALMET OYJ
Underlying price (date)	25.33 (24/08/16)
Settlement price (date)	26.11 (24/08/15)
Open Interest	0

Performance and Risk

	6m	1Y	3Y
Perf (%)	+0.97%	+9.94%	-
Perf (abs.)	+0.25	+2.36	-
Beta	-	-	-
Volatility	31.88	27.89	-

Futures and Options

Related Futures	-
Related Options	-

5Y











Information about previous performance does not guarantee future performance.
Source: FactSet

Price data

Ø price 5 days Ø volume 5 days (pcs.)	25.5868 EUR (0)
Ø price 30 days Ø volume 30 days (pcs.)	26.5309 EUR (0)
Ø price 100 days Ø volume 100 days (pcs.)	26.1233 EUR (0)
Ø price 250 days Ø volume 250 days (pcs.)	25.1799 EUR (0)
YTD High date	28.3234 EUR (2024/06/24)
YTD Low date	23.8329 EUR (2024/04/25)
52 Weeks High date	28.3234 EUR (2024/06/24)
52 Weeks Low date	21.0542 EUR (2023/10/25)

Recent Research

on sector		on market	
Date		Headline	Download
2024/08/12		Global Equity Ratings	
2024/07/24		Global Equity Ratings	
2024/07/12		Global Equity Ratings	
2024/06/21		Global Equity Ratings	
2024/06/14		Global Equity Ratings	