

VIVENDI S.A. FUTURE (VVUJ) - EUX/202407

2024/07/16 18:51:12

Price
11.0237 EUR

Difference  -0.55% (-0.06)

General attributes

Symbol	VVUJN24
Exchange	Eurex
Currency	EUR
Security type	Future
Underlying	VIVENDI SE
Maturity	07-2024
Contract size	100

Market data

Bid (Bid size)	- EUR (-)
Ask (Ask size)	- EUR (-)
Open	11.0237 EUR
High	11.0237 EUR
Low	11.0237 EUR
Close (prev. day)	11.0849 EUR
Underlying	VIVENDI SE
Underlying price (date)	11.02 (24/07/16)
Settlement price (date)	11.02 (24/07/16)
Open Interest	0

Performance and Risk

	6m	1Y	3Y
Perf (%)	+11.70%	+28.81%	-
Perf (abs.)	+1.16	+2.48	-
Beta	-	-	-
Volatility	17.80	19.86	-

Futures and Options

Related Futures	-
Related Options	-

5Y









Information about previous performance does not guarantee future performance.
Source: FactSet

Price data

Ø price 5 days Ø volume 5 days (pcs.)	10.6639 EUR (0)
Ø price 30 days Ø volume 30 days (pcs.)	10.0226 EUR (0)
Ø price 100 days Ø volume 100 days (pcs.)	9.9839 EUR (0)
Ø price 250 days Ø volume 250 days (pcs.)	9.3469 EUR (0)
YTD High date	11.0849 EUR (2024/07/15)
YTD Low date	9.5370 EUR (2024/06/14)
52 Weeks High date	11.0849 EUR (2024/07/15)
52 Weeks Low date	8.0930 EUR (2023/08/18)

Recent Research

on sector		on market	
Date		Headline	Download
2024/07/12		Global Equity Ratings	
2024/06/21		Global Equity Ratings	
2024/06/14		Global Equity Ratings	
2024/05/29		Global Equity Ratings	
2024/04/26		Global Equity Ratings	