

CONTINENTAL AG FUTURE (CONI) - EUX/202407

2024/06/28 18:40:41

Price
53.0226 EURDifference  -0.35% (-0.19)

General attributes

Symbol	CONIN24
Exchange	Eurex
Currency	EUR
Security type	Future
Underlying	CONTINENTAL AG
Maturity	07-2024
Contract size	100

Market data

Bid (Bid size)	- EUR (-)
Ask (Ask size)	- EUR (-)
Open	53.0226 EUR
High	53.0226 EUR
Low	53.0226 EUR
Close (prev. day)	53.2089 EUR
Underlying	CONTINENTAL AG
Underlying price (date)	52.90 (24/06/28)
Settlement price (date)	53.02 (24/06/28)
Open Interest	0

Performance and Risk

	6m	1Y	3Y
Perf (%)	-31.05%	-23.87%	-
Perf (abs.)	-23.88	-16.62	-
Beta	-	-	-
Volatility	25.40	25.98	-

Futures and Options

Related Futures	-
Related Options	-

5Y












Information about previous performance does not guarantee future performance.
Source: FactSet

Price data

Ø price 5 days Ø volume 5 days (pcs.)	53.8565 EUR (0)
Ø price 30 days Ø volume 30 days (pcs.)	59.0928 EUR (0)
Ø price 100 days Ø volume 100 days (pcs.)	64.7734 EUR (0)
Ø price 250 days Ø volume 250 days (pcs.)	67.8387 EUR (0)
YTD High date	77.6716 EUR (2024/01/02)
YTD Low date	53.0226 EUR (2024/06/28)
52 Weeks High date	77.6716 EUR (2024/01/02)
52 Weeks Low date	53.0226 EUR (2024/06/28)

Recent Research

on underlying	on sector	on market	
Date		Headline	Download
2022/05/04		Global Equity Ratings	
2022/04/27		Global Equity Ratings	
2022/04/14		Global Equity Ratings	
2022/03/29		Global Equity Ratings	
2022/03/10		Global Equity Ratings	