

## VALMET OYJ FUTURE (TVMT) - EUX/202506

2024/08/16 19:18:30

Price  
**25.8664** EURDifference  -0.66% (-0.17)

## General attributes

Symbol	TVMTM25
Exchange	Eurex
Currency	EUR
Security type	Future
Underlying	VALMET OYJ
Maturity	06-2025
Contract size	100

## Market data

Bid (Bid size)	- EUR (-)
Ask (Ask size)	- EUR (-)
Open	25.8664 EUR
High	25.8664 EUR
Low	25.8664 EUR
Close (prev. day)	26.0394 EUR
Underlying	VALMET OYJ
Underlying price (date)	25.33 (24/08/16)
Settlement price (date)	25.87 (24/08/16)
Open Interest	0

## Performance and Risk

	6m	1Y	3Y
Perf (%)	+1.59%	+10.32%	-
Perf (abs.)	+0.41	+2.44	-
Beta	-	-	-
Volatility	32.10	28.09	-

## Futures and Options

Related Futures	-
Related Options	-












Information about previous performance does not guarantee future performance.  
Source: FactSet

## Price data

Ø price 5 days   Ø volume 5 days (pcs.)	25.5191 EUR (0)
Ø price 30 days   Ø volume 30 days (pcs.)	26.4809 EUR (0)
Ø price 100 days   Ø volume 100 days (pcs.)	25.9499 EUR (0)
Ø price 250 days   Ø volume 250 days (pcs.)	24.9944 EUR (0)
YTD High   date	28.2760 EUR (2024/06/24)
YTD Low   date	23.5507 EUR (2024/04/25)
52 Weeks High   date	28.2760 EUR (2024/06/24)
52 Weeks Low   date	20.9004 EUR (2023/10/25)

## Recent Research

on sector		on market	
Date		Headline	Download
2024/08/12		Global Equity Ratings	
2024/07/24		Global Equity Ratings	
2024/07/12		Global Equity Ratings	
2024/06/21		Global Equity Ratings	
2024/06/14		Global Equity Ratings	