

## VALMET OYJ FUTURE (TVMT) - EUX/202506

2024/07/10 19:12:30

Price  
**26.8548** EURDifference  -0.03% (-0.01)

## General attributes

Symbol	TVMTM25
Exchange	Eurex
Currency	EUR
Security type	Future
Underlying	VALMET OYJ
Maturity	06-2025
Contract size	100

## Market data

Bid (Bid size)	- EUR (-)
Ask (Ask size)	- EUR (-)
Open	26.8548 EUR
High	26.8548 EUR
Low	26.8548 EUR
Close (prev. day)	26.8636 EUR
Underlying	VALMET OYJ
Underlying price (date)	26.20 (24/07/11)
Settlement price (date)	26.85 (24/07/10)
Open Interest	0

## Performance and Risk

	6m	1Y	3Y
Perf (%)	+5.40%	+4.55%	-
Perf (abs.)	+1.38	+1.17	-
Beta	-	-	-
Volatility	30.88	28.11	-

## Futures and Options

Related Futures	-
Related Options	-










Information about previous performance does not guarantee future performance.  
Source: FactSet

## Price data

Ø price 5 days   Ø volume 5 days (pcs.)	27.2543 EUR (0)
Ø price 30 days   Ø volume 30 days (pcs.)	26.4170 EUR (0)
Ø price 100 days   Ø volume 100 days (pcs.)	25.5600 EUR (0)
Ø price 250 days   Ø volume 250 days (pcs.)	24.7944 EUR (0)
YTD High   date	28.2760 EUR (2024/06/24)
YTD Low   date	23.5507 EUR (2024/04/25)
52 Weeks High   date	28.2760 EUR (2024/06/24)
52 Weeks Low   date	20.9004 EUR (2023/10/25)

## Recent Research

on sector		on market	
Date		Headline	Download
2024/06/21		Global Equity Ratings	
2024/06/14		Global Equity Ratings	
2024/05/29		Global Equity Ratings	
2024/04/26		Global Equity Ratings	
2024/04/03		Global Equity Ratings	