

WIENERBERGER AG FUTURE (TWIE) - EUX/202409

2024/05/17 19:14:28

Price
35.9074 EUR

Difference  -0.18% (-0.06)

General attributes

Symbol	TWIEU24
Exchange	Eurex
Currency	EUR
Security type	Future
Underlying	WIENERBERGER AG
Maturity	09-2024
Contract size	100

Market data

Bid (Bid size)	- EUR (-)
Ask (Ask size)	- EUR (-)
Open	35.9074 EUR
High	35.9074 EUR
Low	35.9074 EUR
Close (prev. day)	35.9713 EUR
Underlying	WIENERBERGER AG
Underlying price (date)	35.40 (24/05/17)
Settlement price (date)	35.91 (24/05/17)
Open Interest	0

Performance and Risk

	6m	1Y	3Y
Perf (%)	+40.37%	-	-
Perf (abs.)	+10.33	-	-
Beta	-	-	-
Volatility	20.46	-	-

Futures and Options

Related Futures	-
Related Options	-

5Y












Information about previous performance does not guarantee future performance.
Source: FactSet

Price data

Ø price 5 days Ø volume 5 days (pcs.)	35.8867 EUR (0)
Ø price 30 days Ø volume 30 days (pcs.)	33.8450 EUR (0)
Ø price 100 days Ø volume 100 days (pcs.)	32.1598 EUR (0)
Ø price 250 days Ø volume 250 days (pcs.)	- EUR (-)
YTD High date	36.1032 EUR (2024/05/15)
YTD Low date	28.1700 EUR (2024/01/17)
52 Weeks High date	- EUR (-)
52 Weeks Low date	- EUR (-)

Recent Research

on sector		on market	
Date		Headline	Download
2024/04/26		Global Equity Ratings	
2024/04/03		Global Equity Ratings	
2024/03/13		Global Equity Ratings	
2024/02/22		Global Equity Ratings	
2024/02/14		Global Equity Ratings	