

## UCB S.A. FUTURE (TUNC) - EUX/202409

2024/08/15 19:01:11

Price  
**154.4553** EURDifference  1.85% (2.80)

## General attributes

Symbol	TUNCU24
Exchange	Eurex
Currency	EUR
Security type	Future
Underlying	UCB S.A.
Maturity	09-2024
Contract size	100

## Market data

Bid (Bid size)	- EUR (-)
Ask (Ask size)	- EUR (-)
Open	154.4553 EUR
High	154.4553 EUR
Low	154.4553 EUR
Close (prev. day)	151.6515 EUR
Underlying	UCB S.A.
Underlying price (date)	153.60 (24/08/16)
Settlement price (date)	154.46 (24/08/15)
Open Interest	0

## Performance and Risk

	6m	1Y	3Y
Perf (%)	+59.09%	+79.05%	-
Perf (abs.)	+57.37	+68.19	-
Beta	-	-	-
Volatility	25.07	25.15	-

## Futures and Options

Related Futures	-
Related Options	-












Information about previous performance does not guarantee future performance.  
Source: FactSet

## Price data

Ø price 5 days   Ø volume 5 days (pcs.)	154.9822 EUR (0)
Ø price 30 days   Ø volume 30 days (pcs.)	150.0762 EUR (0)
Ø price 100 days   Ø volume 100 days (pcs.)	134.9234 EUR (0)
Ø price 250 days   Ø volume 250 days (pcs.)	105.7123 EUR (0)
YTD High   date	159.8438 EUR (2024/07/30)
YTD Low   date	82.0477 EUR (2024/01/02)
52 Weeks High   date	159.8438 EUR (2024/07/30)
52 Weeks Low   date	69.1097 EUR (2023/11/10)

## Recent Research

on sector	on market	Date	Headline	Download
		2024/08/12	 Global Equity Ratings	
		2024/07/24	 Global Equity Ratings	
		2024/07/12	 Global Equity Ratings	
		2024/06/21	 Global Equity Ratings	
		2024/06/14	 Global Equity Ratings	