

KONECRANES OYJ FUTURE (KCRF) - EUX/202407

2024/07/16 18:50:39

Price
55.7185 EURDifference  0.80% (0.44)

General attributes

Symbol	KCRFN24
Exchange	Eurex
Currency	EUR
Security type	Future
Underlying	KONECRANES ABP
Maturity	07-2024
Contract size	100

Market data

Bid (Bid size)	- EUR (-)
Ask (Ask size)	- EUR (-)
Open	55.7185 EUR
High	55.7185 EUR
Low	55.7185 EUR
Close (prev. day)	55.2745 EUR
Underlying	KONECRANES ABP
Underlying price (date)	55.15 (24/07/17)
Settlement price (date)	55.72 (24/07/16)
Open Interest	0

Performance and Risk

	6m	1Y	3Y
Perf (%)	+44.30%	+54.25%	-
Perf (abs.)	+17.11	+19.60	-
Beta	-	-	-
Volatility	26.24	26.68	-

Futures and Options

Related Futures	-
Related Options	-

5Y












Information about previous performance does not guarantee future performance.
Source: FactSet

Price data

Ø price 5 days Ø volume 5 days (pcs.)	54.9875 EUR (0)
Ø price 30 days Ø volume 30 days (pcs.)	53.9964 EUR (0)
Ø price 100 days Ø volume 100 days (pcs.)	51.5074 EUR (0)
Ø price 250 days Ø volume 250 days (pcs.)	41.7419 EUR (0)
YTD High date	55.8792 EUR (2024/06/12)
YTD Low date	38.1918 EUR (2024/01/11)
52 Weeks High date	55.8792 EUR (2024/06/12)
52 Weeks Low date	28.7189 EUR (2023/10/25)

Recent Research

on sector		on market	
Date		Headline	Download
2024/07/12		Global Equity Ratings	
2024/06/21		Global Equity Ratings	
2024/06/14		Global Equity Ratings	
2024/05/29		Global Equity Ratings	
2024/04/26		Global Equity Ratings	