

# ABB LTD. FUTURE (ABBP) - EUX/202407

2024/06/13 18:27:34

**Price**  
**50.751** CHF

**Difference**  **-1.63% (-0.84)**

### General attributes

Symbol	ABBP24
Exchange	Eurex
Currency	CHF
Security type	Future
Underlying	ABB LTD
Maturity	07-2024
Contract size	100

### Market data

Bid (Bid size)	- CHF (-)
Ask (Ask size)	- CHF (-)
Open	50.751 CHF
High	50.751 CHF
Low	50.751 CHF
Close (prev. day)	51.5941 CHF
Underlying	ABB LTD
Underlying price (date)	50.00 (24/06/14)
Settlement price (date)	50.75 (24/06/13)
Open Interest	0

### Performance and Risk

	6m	1Y	3Y
Perf (%)	+38.82%	-	-
Perf (abs.)	+14.19	-	-
Beta	-	-	-
Volatility	18.76	-	-

### Futures and Options

Related Futures	-
Related Options	-

5Y












Information about previous performance does not guarantee future performance.  
Source: FactSet

### Price data

Ø price 5 days   Ø volume 5 days (pcs.)	50.693 CHF (0)
Ø price 30 days   Ø volume 30 days (pcs.)	48.700 CHF (0)
Ø price 100 days   Ø volume 100 days (pcs.)	43.078 CHF (0)
Ø price 250 days   Ø volume 250 days (pcs.)	37.375 CHF (0)
YTD High   date	51.594 CHF (2024/06/12)
YTD Low   date	34.815 CHF (2024/01/19)
52 Weeks High   date	- CHF (-)
52 Weeks Low   date	- CHF (-)

### Recent Research

on underlying	on sector	on market	
Date		Headline	Download
2024/06/14		Global Equity Ratings	
2024/05/29		Global Equity Ratings	
2024/04/26		Global Equity Ratings	
2024/04/03		Global Equity Ratings	
2024/03/13		Global Equity Ratings	