

KONE CORP. [NEW] FUTURE (TKC4) - EUX/202409

2024/08/07 18:56:42

Price
52.897 EURDifference  1.68% (0.88)

General attributes

Symbol	TKC4U24
Exchange	Eurex
Currency	EUR
Security type	Future
Underlying	KONE OYJ
Maturity	09-2024
Contract size	100

Market data

Bid (Bid size)	- EUR (-)
Ask (Ask size)	- EUR (-)
Open	52.897 EUR
High	52.897 EUR
Low	52.897 EUR
Close (prev. day)	52.022 EUR
Underlying	KONE OYJ
Underlying price (date)	47.05 (24/08/07)
Settlement price (date)	52.90 (24/08/07)
Open Interest	0

Performance and Risk

	6m	1Y	3Y
Perf (%)	+1.02%	+1.46%	-
Perf (abs.)	+0.53	+0.75	-
Beta	-	-	-
Volatility	16.23	18.33	-

Futures and Options

Related Futures	-
Related Options	-












5Y

Information about previous performance does not guarantee future performance.
Source: FactSet

Price data

Ø price 5 days Ø volume 5 days (pcs.)	52.642 EUR (0)
Ø price 30 days Ø volume 30 days (pcs.)	52.659 EUR (0)
Ø price 100 days Ø volume 100 days (pcs.)	52.385 EUR (0)
Ø price 250 days Ø volume 250 days (pcs.)	49.935 EUR (0)
YTD High date	57.392 EUR (2024/05/16)
YTD Low date	47.916 EUR (2024/01/19)
52 Weeks High date	57.392 EUR (2024/05/16)
52 Weeks Low date	44.070 EUR (2023/10/24)

Recent Research

on underlying	on sector	on market		
Date			Headline	Download
2023/10/27			Global Equity Ratings	
2023/09/29			Global Equity Ratings	
2023/09/08			Global Equity Ratings	
2023/08/22			Global Equity Ratings	
2023/08/17			Global Equity Ratings	