

## KONE CORP. [NEW] FUTURE (TKC4) - EUX/202409

2024/07/26 18:44:42

Price  
**52.2127** EURDifference  1.29% (0.67)

## General attributes

Symbol	TKC4U24
Exchange	Eurex
Currency	EUR
Security type	Future
Underlying	KONE OYJ
Maturity	09-2024
Contract size	100

## Market data

Bid (Bid size)	- EUR (-)
Ask (Ask size)	- EUR (-)
Open	52.2127 EUR
High	52.2127 EUR
Low	52.2127 EUR
Close (prev. day)	51.5474 EUR
Underlying	KONE OYJ
Underlying price (date)	46.30 (24/07/26)
Settlement price (date)	52.21 (24/07/26)
Open Interest	0

## Performance and Risk

	6m	1Y	3Y
Perf (%)	+1.05%	-1.21%	-
Perf (abs.)	+0.54	-0.64	-
Beta	-	-	-
Volatility	16.53	18.32	-

## Futures and Options

Related Futures	-
Related Options	-












Information about previous performance does not guarantee future performance.  
Source: FactSet

## Price data

Ø price 5 days   Ø volume 5 days (pcs.)	52.0283 EUR (0)
Ø price 30 days   Ø volume 30 days (pcs.)	52.6856 EUR (0)
Ø price 100 days   Ø volume 100 days (pcs.)	52.1736 EUR (0)
Ø price 250 days   Ø volume 250 days (pcs.)	49.8844 EUR (0)
YTD High   date	57.3919 EUR (2024/05/16)
YTD Low   date	47.9164 EUR (2024/01/19)
52 Weeks High   date	57.3919 EUR (2024/05/16)
52 Weeks Low   date	44.0698 EUR (2023/10/24)

## Recent Research

on underlying	on sector	on market	
Date		Headline	Download
2023/10/27		Global Equity Ratings	
2023/09/29		Global Equity Ratings	
2023/09/08		Global Equity Ratings	
2023/08/22		Global Equity Ratings	
2023/08/17		Global Equity Ratings	