

KONE CORP. [NEW] FUTURE (TKC4) - EUX/202409

2024/07/10 19:12:23

Price
52.692 EURDifference  0.24% (0.13)

General attributes

Symbol	TKC4U24
Exchange	Eurex
Currency	EUR
Security type	Future
Underlying	KONE OYJ
Maturity	09-2024
Contract size	100

Market data

Bid (Bid size)	- EUR (-)
Ask (Ask size)	- EUR (-)
Open	52.692 EUR
High	52.692 EUR
Low	52.692 EUR
Close (prev. day)	52.567 EUR
Underlying	KONE OYJ
Underlying price (date)	46.92 (24/07/11)
Settlement price (date)	52.69 (24/07/10)
Open Interest	0

Performance and Risk

	6m	1Y	3Y
Perf (%)	+3.28%	-0.09%	-
Perf (abs.)	+1.67	-0.05	-
Beta	-	-	-
Volatility	18.73	18.49	-

Futures and Options

Related Futures	-
Related Options	-











5Y

Information about previous performance does not guarantee future performance.
Source: FactSet

Price data

Ø price 5 days Ø volume 5 days (pcs.)	52.963 EUR (0)
Ø price 30 days Ø volume 30 days (pcs.)	52.951 EUR (0)
Ø price 100 days Ø volume 100 days (pcs.)	51.987 EUR (0)
Ø price 250 days Ø volume 250 days (pcs.)	49.883 EUR (0)
YTD High date	57.392 EUR (2024/05/16)
YTD Low date	47.916 EUR (2024/01/19)
52 Weeks High date	57.392 EUR (2024/05/16)
52 Weeks Low date	44.070 EUR (2023/10/24)

Recent Research

on underlying	on sector	on market		
Date			Headline	Download
2023/10/27			Global Equity Ratings	
2023/09/29			Global Equity Ratings	
2023/09/08			Global Equity Ratings	
2023/08/22			Global Equity Ratings	
2023/08/17			Global Equity Ratings	