

# WOLTERS KLUWER N.V. FUTURE (TWOS) - EUX/202409

2024/07/17 18:52:05

**Price**  
**152.0904** EUR

**Difference**  **-2.26% (-3.52)**

### General attributes

|               |                   |
|---------------|-------------------|
| Symbol        | TWOSU24           |
| Exchange      | Eurex             |
| Currency      | EUR               |
| Security type | Future            |
| Underlying    | WOLTERS KLUWER NV |
| Maturity      | 09-2024           |
| Contract size | 100               |

### Market data

|                         |                   |
|-------------------------|-------------------|
| Bid (Bid size)          | - EUR (-)         |
| Ask (Ask size)          | - EUR (-)         |
| Open                    | 152.0904 EUR      |
| High                    | 152.0904 EUR      |
| Low                     | 152.0904 EUR      |
| Close (prev. day)       | 155.6072 EUR      |
| Underlying              | WOLTERS KLUWER NV |
| Underlying price (date) | 150.60 (24/07/17) |
| Settlement price (date) | 152.09 (24/07/17) |
| Open Interest           | 0                 |

### Performance and Risk

|             | 6m      | 1Y      | 3Y |
|-------------|---------|---------|----|
| Perf (%)    | +11.92% | +31.73% | -  |
| Perf (abs.) | +16.58  | +37.48  | -  |
| Beta        | -       | -       | -  |
| Volatility  | 14.44   | 14.82   | -  |

### Futures and Options

|                 |   |
|-----------------|---|
| Related Futures | - |
| Related Options | - |

5Y











Information about previous performance does not guarantee future performance.  
Source: FactSet

### Price data

|   |                           |
|---|---------------------------|
| Ø price 5 days   Ø volume 5 days (pcs.)     | 154.9878 EUR (0)          |
| Ø price 30 days   Ø volume 30 days (pcs.)   | 154.6786 EUR (0)          |
| Ø price 100 days   Ø volume 100 days (pcs.) | 148.9931 EUR (0)          |
| Ø price 250 days   Ø volume 250 days (pcs.) | 136.0639 EUR (0)          |
| YTD High   date                             | 157.1460 EUR (2024/06/27) |
| YTD Low   date                              | 130.7501 EUR (2024/01/02) |
| 52 Weeks High   date                        | 157.1460 EUR (2024/06/27) |
| 52 Weeks Low   date                         | 111.5873 EUR (2023/08/22) |

### Recent Research

| on sector  |   | on market             |   |
|------------|---|-----------------------|---|
| Date       |   | Headline              | Download  |
| 2024/07/12 |  | Global Equity Ratings |  |
| 2024/06/21 |  | Global Equity Ratings |  |
| 2024/06/14 |  | Global Equity Ratings |  |
| 2024/05/29 |  | Global Equity Ratings |  |
| 2024/04/26 |  | Global Equity Ratings |  |