

## VALÉO SE FUTURE (TVSA) - EUX/202506

2024/07/16 19:01:50

Price  
**11.5301** EURDifference  -1.42% (-0.17)

## General attributes

|               |         |
|---------------|---------|
| Symbol        | TVSAM25 |
| Exchange      | Eurex   |
| Currency      | EUR     |
| Security type | Future  |
| Underlying    | VALO SE |
| Maturity      | 06-2025 |
| Contract size | 100     |

## Market data

|                         |                  |
|-------------------------|------------------|
| Bid (Bid size)          | - EUR (-)        |
| Ask (Ask size)          | - EUR (-)        |
| Open                    | 11.5301 EUR      |
| High                    | 11.5301 EUR      |
| Low                     | 11.5301 EUR      |
| Close (prev. day)       | 11.6966 EUR      |
| Underlying              | VALÉO SE         |
| Underlying price (date) | 9.904 (24/07/16) |
| Settlement price (date) | 11.53 (24/07/16) |
| Open Interest           | 0                |

## Performance and Risk

|             | 6m      | 1Y      | 3Y |
|-------------|---------|---------|----|
| Perf (%)    | -18.41% | -48.67% | -  |
| Perf (abs.) | -2.64   | -11.09  | -  |
| Beta        | -       | -       | -  |
| Volatility  | 33.94   | 34.74   | -  |

## Futures and Options

|                 |   |
|-----------------|---|
| Related Futures | - |
| Related Options | - |








5Y

Information about previous performance does not guarantee future performance.  
Source: FactSet

## Price data

|   |                          |
|---|--------------------------|
| Ø price 5 days   Ø volume 5 days (pcs.)     | 11.6260 EUR (0)          |
| Ø price 30 days   Ø volume 30 days (pcs.)   | 11.8755 EUR (0)          |
| Ø price 100 days   Ø volume 100 days (pcs.) | 12.7458 EUR (0)          |
| Ø price 250 days   Ø volume 250 days (pcs.) | 14.9043 EUR (0)          |
| YTD High   date                             | 15.6500 EUR (2024/01/02) |
| YTD Low   date                              | 11.3310 EUR (2024/06/14) |
| 52 Weeks High   date                        | 23.6024 EUR (2023/07/27) |
| 52 Weeks Low   date                         | 11.3310 EUR (2024/06/14) |

## Recent Research

| on sector  |   | on market             |   |
|------------|---|-----------------------|---|
| Date       |   | Headline              | Download  |
| 2024/07/12 |  | Global Equity Ratings |  |
| 2024/06/24 |  | Pilulka Lékárný       |  |
| 2024/06/21 |  | Global Equity Ratings |  |
| 2024/06/14 |  | Global Equity Ratings |  |
| 2024/05/29 |  | Global Equity Ratings |  |