

SIEMENS AG FUTURE (SIEH) - EUX/202407

2024/05/20 19:01:09

Price
174.226 EURDifference  0.29% (0.51)

General attributes

Symbol	SIEHN24
Exchange	Eurex
Currency	EUR
Security type	Future
Underlying	SIEMENS AG
Maturity	07-2024
Contract size	100

Market data

Bid (Bid size)	- EUR (-)
Ask (Ask size)	- EUR (-)
Open	174.226 EUR
High	174.226 EUR
Low	174.226 EUR
Close (prev. day)	173.7203 EUR
Underlying	SIEMENS AG
Underlying price (date)	173.12 (24/05/20)
Settlement price (date)	174.23 (24/05/20)
Open Interest	0

Performance and Risk

	6m	1Y	3Y
Perf (%)	+16.85%	-	-
Perf (abs.)	+25.05	-	-
Beta	-	-	-
Volatility	22.17	-	-

Futures and Options

Related Futures	-
Related Options	-

5Y












Information about previous performance does not guarantee future performance.
Source: FactSet

Price data

Ø price 5 days Ø volume 5 days (pcs.)	182.958 EUR (0)
Ø price 30 days Ø volume 30 days (pcs.)	178.729 EUR (0)
Ø price 100 days Ø volume 100 days (pcs.)	173.880 EUR (0)
Ø price 250 days Ø volume 250 days (pcs.)	- EUR (-)
YTD High date	189.811 EUR (2024/05/10)
YTD Low date	158.175 EUR (2024/01/17)
52 Weeks High date	- EUR (-)
52 Weeks Low date	- EUR (-)

Recent Research

on underlying on sector on market			
Date		Headline	Download
2024/04/26		Global Equity Ratings	
2024/04/03		Global Equity Ratings	
2024/03/13		Global Equity Ratings	
2024/02/22		Global Equity Ratings	
2024/02/14		Global Equity Ratings	