

## SIEMENS AG FUTURE (SIEH) - EUX/202407

2024/05/17 19:05:27

Price  
**173.7203** EURDifference  -1.41% (-2.48)

## General attributes

Symbol	SIEHN24
Exchange	Eurex
Currency	EUR
Security type	Future
Underlying	SIEMENS AG
Maturity	07-2024
Contract size	100

## Market data

Bid (Bid size)	- EUR (-)
Ask (Ask size)	- EUR (-)
Open	173.7203 EUR
High	173.7203 EUR
Low	173.7203 EUR
Close (prev. day)	176.196 EUR
Underlying	SIEMENS AG
Underlying price (date)	172.56 (24/05/17)
Settlement price (date)	173.72 (24/05/17)
Open Interest	0

## Performance and Risk

	6m	1Y	3Y
Perf (%)	+16.85%	-	-
Perf (abs.)	+25.05	-	-
Beta	-	-	-
Volatility	22.17	-	-

## Futures and Options

Related Futures	-
Related Options	-












Information about previous performance does not guarantee future performance.  
Source: FactSet

## Price data

Ø price 5 days   Ø volume 5 days (pcs.)	182.9576 EUR (0)
Ø price 30 days   Ø volume 30 days (pcs.)	178.7294 EUR (0)
Ø price 100 days   Ø volume 100 days (pcs.)	173.8801 EUR (0)
Ø price 250 days   Ø volume 250 days (pcs.)	- EUR (-)
YTD High   date	189.8110 EUR (2024/05/10)
YTD Low   date	158.1753 EUR (2024/01/17)
52 Weeks High   date	- EUR (-)
52 Weeks Low   date	- EUR (-)

## Recent Research

on underlying	on sector	on market		
Date			Headline	Download
2024/04/26			Global Equity Ratings	
2024/04/03			Global Equity Ratings	
2024/03/13			Global Equity Ratings	
2024/02/22			Global Equity Ratings	
2024/02/14			Global Equity Ratings	