

SIEMENS AG FUTURE (SIEH) - EUX/202407

2024/05/02 18:24:07

Price
176.6639 EURDifference  -0.42% (-0.74)

General attributes

Symbol	SIEHN24
Exchange	Eurex
Currency	EUR
Security type	Future
Underlying	SIEMENS AG
Maturity	07-2024
Contract size	100

Market data

Bid (Bid size)	- EUR (-)
Ask (Ask size)	- EUR (-)
Open	176.6639 EUR
High	176.6639 EUR
Low	176.6639 EUR
Close (prev. day)	177.4076 EUR
Underlying	SIEMENS AG
Underlying price (date)	176.98 (24/05/03)
Settlement price (date)	176.66 (24/05/02)
Open Interest	0

Performance and Risk

	6m	1Y	3Y
Perf (%)	+38.44%	-	-
Perf (abs.)	+49.06	-	-
Beta	-	-	-
Volatility	21.41	-	-

Futures and Options

Related Futures	-
Related Options	-












Information about previous performance does not guarantee future performance.
Source: FactSet

Price data

Ø price 5 days Ø volume 5 days (pcs.)	177.5543 EUR (0)
Ø price 30 days Ø volume 30 days (pcs.)	176.7333 EUR (0)
Ø price 100 days Ø volume 100 days (pcs.)	171.9035 EUR (0)
Ø price 250 days Ø volume 250 days (pcs.)	- EUR (-)
YTD High date	187.5186 EUR (2024/03/15)
YTD Low date	158.1753 EUR (2024/01/17)
52 Weeks High date	- EUR (-)
52 Weeks Low date	- EUR (-)

Recent Research

on underlying	on sector	on market	
Date		Headline	Download
2024/04/26		Global Equity Ratings	
2024/04/03		Global Equity Ratings	
2024/03/13		Global Equity Ratings	
2024/02/22		Global Equity Ratings	
2024/02/14		Global Equity Ratings	