

# LENZING AG FUTURE (LENH) - EUX/202407

2024/07/16 18:50:40

**Price**  
**32.6108** EUR

**Difference**  **-0.92% (-0.30)**

### General attributes

Symbol	LENHN24
Exchange	Eurex
Currency	EUR
Security type	Future
Underlying	LENZING AG
Maturity	07-2024
Contract size	100

### Market data

Bid (Bid size)	- EUR (-)
Ask (Ask size)	- EUR (-)
Open	32.6108 EUR
High	32.6108 EUR
Low	32.6108 EUR
Close (prev. day)	32.9146 EUR
Underlying	LENZING AG
Underlying price (date)	32.60 (24/07/16)
Settlement price (date)	32.61 (24/07/16)
Open Interest	0

### Performance and Risk

	6m	1Y	3Y
Perf (%)	+0.38%	-25.58%	-
Perf (abs.)	+0.12	-11.31	-
Beta	-	-	-
Volatility	51.80	45.58	-

### Futures and Options

Related Futures	-
Related Options	-












5Y

Information about previous performance does not guarantee future performance.  
Source: FactSet

### Price data

Ø price 5 days   Ø volume 5 days (pcs.)	32.9677 EUR (0)
Ø price 30 days   Ø volume 30 days (pcs.)	34.1275 EUR (0)
Ø price 100 days   Ø volume 100 days (pcs.)	32.6053 EUR (0)
Ø price 250 days   Ø volume 250 days (pcs.)	35.3979 EUR (0)
YTD High   date	37.3490 EUR (2024/06/13)
YTD Low   date	25.1853 EUR (2024/03/18)
52 Weeks High   date	46.3128 EUR (2023/07/27)
52 Weeks Low   date	25.1853 EUR (2024/03/18)

### Recent Research

on sector		on market	
Date		Headline	Download
2024/07/12		Global Equity Ratings	
2024/06/21		Global Equity Ratings	
2024/06/14		Global Equity Ratings	
2024/05/29		Global Equity Ratings	
2024/04/26		Global Equity Ratings	