

KERING S.A. FUTURE (PPXH) - EUX/202407

2024/04/30 18:39:45

Price
324.5634 EURDifference  -1.74% (-5.73)

General attributes

Symbol	PPXHN24
Exchange	Eurex
Currency	EUR
Security type	Future
Underlying	KERING S.A.
Maturity	07-2024
Contract size	100

Market data

Bid (Bid size)	- EUR (-)
Ask (Ask size)	- EUR (-)
Open	324.5634 EUR
High	324.5634 EUR
Low	324.5634 EUR
Close (prev. day)	330.2969 EUR
Underlying	KERING S.A.
Underlying price (date)	322.05 (24/05/02)
Settlement price (date)	324.56 (24/04/30)
Open Interest	0

Performance and Risk

	6m	1Y	3Y
Perf (%)	-15.27%	-	-
Perf (abs.)	-58.49	-	-
Beta	-	-	-
Volatility	34.41	-	-

Futures and Options

Related Futures	-
Related Options	-












Information about previous performance does not guarantee future performance.
Source: FactSet

Price data

Ø price 5 days Ø volume 5 days (pcs.)	326.1102 EUR (0)
Ø price 30 days Ø volume 30 days (pcs.)	353.2258 EUR (0)
Ø price 100 days Ø volume 100 days (pcs.)	384.3187 EUR (0)
Ø price 250 days Ø volume 250 days (pcs.)	- EUR (-)
YTD High date	432.8290 EUR (2024/02/22)
YTD Low date	320.9142 EUR (2024/04/24)
52 Weeks High date	- EUR (-)
52 Weeks Low date	- EUR (-)

Recent Research

on underlying	on sector	on market	
Date		Headline	Download
2024/02/14		Global Equity Ratings	
2024/01/23		Global Equity Ratings	
2023/12/21		Global Equity Ratings	
2023/12/07		Global Equity Ratings	
2023/11/24		Global Equity Ratings	