

ORION CORP. FUTURE (ORNG) - EUX/202407

2024/07/10 18:34:37

Price
40.8306 EUR

Difference  -0.11% (-0.04)

General attributes

Symbol	ORNGN24
Exchange	Eurex
Currency	EUR
Security type	Future
Underlying	ORION CORPORATION B
Maturity	07-2024
Contract size	100

Market data

Bid (Bid size)	- EUR (-)
Ask (Ask size)	- EUR (-)
Open	40.8306 EUR
High	40.8306 EUR
Low	40.8306 EUR
Close (prev. day)	40.8752 EUR
Underlying	ORION CORPORATION B
Underlying price (date)	41.39 (24/07/11)
Settlement price (date)	40.83 (24/07/10)
Open Interest	0

Performance and Risk

	6m	1Y	3Y
Perf (%)	-1.24%	+11.55%	-
Perf (abs.)	-0.51	+4.23	-
Beta	-	-	-
Volatility	22.80	25.73	-

Futures and Options

Related Futures	-
Related Options	-

5Y












Information about previous performance does not guarantee future performance.
Source: FactSet

Price data

Ø price 5 days Ø volume 5 days (pcs.)	41.2719 EUR (0)
Ø price 30 days Ø volume 30 days (pcs.)	39.4592 EUR (0)
Ø price 100 days Ø volume 100 days (pcs.)	36.8662 EUR (0)
Ø price 250 days Ø volume 250 days (pcs.)	37.3028 EUR (0)
YTD High date	44.2094 EUR (2024/01/17)
YTD Low date	32.5930 EUR (2024/04/18)
52 Weeks High date	44.2094 EUR (2024/01/17)
52 Weeks Low date	32.5930 EUR (2024/04/18)

Recent Research

on sector		on market	
Date		Headline	Download
2024/06/21		Global Equity Ratings	
2024/06/14		Global Equity Ratings	
2024/05/29		Global Equity Ratings	
2024/04/26		Global Equity Ratings	
2024/04/03		Global Equity Ratings	