

KESKO OY FUTURE (KEKG) - EUX/202407

2024/07/10 18:34:25

Price
16.667 EUR

Difference  1.79% (0.29)

General attributes

Symbol	KEKGN24
Exchange	Eurex
Currency	EUR
Security type	Future
Underlying	KESKO OYJ CLASS B
Maturity	07-2024
Contract size	100

Market data

Bid (Bid size)	- EUR (-)
Ask (Ask size)	- EUR (-)
Open	16.667 EUR
High	16.667 EUR
Low	16.667 EUR
Close (prev. day)	16.3736 EUR
Underlying	KESKO OYJ CLASS B
Underlying price (date)	17.18 (24/07/11)
Settlement price (date)	16.67 (24/07/10)
Open Interest	12,500

Performance and Risk

	6m	1Y	3Y
Perf (%)	-8.15%	-2.95%	-
Perf (abs.)	-1.48	-0.51	-
Beta	-	-	-
Volatility	23.02	21.02	-

Futures and Options

Related Futures	-
Related Options	-

5Y











Information about previous performance does not guarantee future performance.
Source: FactSet

Price data

Ø price 5 days Ø volume 5 days (pcs.)	16.458 EUR (2,500)
Ø price 30 days Ø volume 30 days (pcs.)	16.325 EUR (417)
Ø price 100 days Ø volume 100 days (pcs.)	16.656 EUR (125)
Ø price 250 days Ø volume 250 days (pcs.)	16.881 EUR (50)
YTD High date	18.647 EUR (2024/01/30)
YTD Low date	15.766 EUR (2024/04/25)
52 Weeks High date	18.647 EUR (2024/01/30)
52 Weeks Low date	14.785 EUR (2023/10/25)

Recent Research

on sector		on market	
Date		Headline	Download
2024/06/21		Global Equity Ratings	
2024/06/14		Global Equity Ratings	
2024/05/29		Global Equity Ratings	
2024/04/26		Global Equity Ratings	
2024/04/03		Global Equity Ratings	