

# SSAB AB FUTURE (SKWF) - EUX/202407

2024/05/10 18:29:56

**Price**  
**5.4726** EUR  
 Difference  1.89% (0.10)

| General attributes |                |
|--------------------|----------------|
| Symbol             | SKWFN24        |
| Exchange           | Eurex          |
| Currency           | EUR            |
| Security type      | Future         |
| Underlying         | SSAB AB SER. A |
| Maturity           | 07-2024        |
| Contract size      | 100            |

| Market data             |                  |
|-------------------------|------------------|
| Bid (Bid size)          | - EUR (-)        |
| Ask (Ask size)          | - EUR (-)        |
| Open                    | 5.4726 EUR       |
| High                    | 5.4726 EUR       |
| Low                     | 5.4726 EUR       |
| Close (prev. day)       | 5.3713 EUR       |
| Underlying              | SSAB AB SER. A   |
| Underlying price (date) | 63.54 (24/05/13) |
| Settlement price (date) | 5.47 (24/05/10)  |
| Open Interest           | 0                |

| Performance and Risk |        |    |    |
|----------------------|--------|----|----|
|                      | 6m     | 1Y | 3Y |
| Perf (%)             | -1.58% | -  | -  |
| Perf (abs.)          | -0.09  | -  | -  |
| Beta                 | -      | -  | -  |
| Volatility           | 34.43  | -  | -  |

| Futures and Options |   |
|---------------------|---|
| Related Futures     | - |
| Related Options     | - |




5Y



Information about previous performance does not guarantee future performance.  
 Source: FactSet

| Price data                                  |                         |
|---|-------------------------|
| Ø price 5 days   Ø volume 5 days (pcs.)     | 5.4074 EUR (0)          |
| Ø price 30 days   Ø volume 30 days (pcs.)   | 5.7580 EUR (0)          |
| Ø price 100 days   Ø volume 100 days (pcs.) | 6.3177 EUR (0)          |
| Ø price 250 days   Ø volume 250 days (pcs.) | - EUR (-)               |
| YTD High   date                             | 7.2593 EUR (2024/02/16) |
| YTD Low   date                              | 5.3568 EUR (2024/04/26) |
| 52 Weeks High   date                        | - EUR (-)               |
| 52 Weeks Low   date                         | - EUR (-)               |

### Recent Research

| on sector  |   |                       |   |
|------------|---|-----------------------|---|
| Date       |   | Headline              | Download  |
| 2024/04/26 |  | Global Equity Ratings |  |
| 2024/04/03 |  | Global Equity Ratings |  |
| 2024/03/13 |  | Global Equity Ratings |  |
| 2024/02/22 |  | Global Equity Ratings |  |
| 2024/02/14 |  | Global Equity Ratings |  |