

ASML HOLDING N.V. FUTURE (ASMH) - EUX/202407

2024/07/12 18:57:48

Price
1,002.9763 EURDifference  1.31% (13.00)

General attributes

Symbol	ASMHN24
Exchange	Eurex
Currency	EUR
Security type	Future
Underlying	ASML HOLDING N.V.
Maturity	07-2024
Contract size	100

Market data

Bid (Bid size)	- EUR (-)
Ask (Ask size)	- EUR (-)
Open	1,002.9763 EUR
High	1,002.9763 EUR
Low	1,002.9763 EUR
Close (prev. day)	989.9756 EUR
Underlying	ASML HOLDING N.V.
Underlying price (date)	1,002.20 (24/07/12)
Settlement price (date)	1,002.98 (24/07/12)
Open Interest	800

Performance and Risk

	6m	1Y	3Y
Perf (%)	+52.01%	+48.40%	-
Perf (abs.)	+343.17	+327.11	-
Beta	-	-	-
Volatility	33.68	30.55	-

Futures and Options

Related Futures	-
Related Options	-












Information about previous performance does not guarantee future performance.
Source: FactSet

Price data

Ø price 5 days Ø volume 5 days (pcs.)	995.7703 EUR (130)
Ø price 30 days Ø volume 30 days (pcs.)	967.4259 EUR (23)
Ø price 100 days Ø volume 100 days (pcs.)	908.5930 EUR (11)
Ø price 250 days Ø volume 250 days (pcs.)	757.7723 EUR (4)
YTD High date	1,002.9978 EUR (2024/07/10)
YTD Low date	655.3722 EUR (2024/01/05)
52 Weeks High date	1,002.9978 EUR (2024/07/10)
52 Weeks Low date	557.0244 EUR (2023/09/26)

Recent Research

on underlying	on sector	on market	
Date		Headline	Download
2024/07/12		Global Equity Ratings	
2024/06/21		Global Equity Ratings	
2024/06/14		Global Equity Ratings	
2024/05/29		Global Equity Ratings	
2024/04/26		Global Equity Ratings	