

ACCOR S.A. FUTURE (ACRI) - EUX/202407

2024/07/11 19:04:03

Price
39.3448 EUR

Difference  0.58% (0.23)

General attributes

Symbol	ACRIN24
Exchange	Eurex
Currency	EUR
Security type	Future
Underlying	ACCOR S.A.
Maturity	07-2024
Contract size	100

Market data

Bid (Bid size)	- EUR (-)
Ask (Ask size)	- EUR (-)
Open	39.3448 EUR
High	39.3448 EUR
Low	39.3448 EUR
Close (prev. day)	39.1189 EUR
Underlying	ACCOR S.A.
Underlying price (date)	39.31 (24/07/11)
Settlement price (date)	39.34 (24/07/11)
Open Interest	0

Performance and Risk

	6m	1Y	3Y
Perf (%)	+12.45%	+13.95%	-
Perf (abs.)	+4.33	+4.79	-
Beta	-	-	-
Volatility	21.10	20.00	-

Futures and Options

Related Futures	-
Related Options	-

5Y












Information about previous performance does not guarantee future performance.
Source: FactSet

Price data

Ø price 5 days Ø volume 5 days (pcs.)	39.0730 EUR (0)
Ø price 30 days Ø volume 30 days (pcs.)	38.8316 EUR (0)
Ø price 100 days Ø volume 100 days (pcs.)	39.9657 EUR (0)
Ø price 250 days Ø volume 250 days (pcs.)	36.0977 EUR (0)
YTD High date	42.9550 EUR (2024/03/26)
YTD Low date	34.2057 EUR (2024/01/05)
52 Weeks High date	400.3463 EUR (2023/12/14)
52 Weeks Low date	29.6251 EUR (2023/11/06)

Recent Research

on sector		on market	
Date		Headline	Download
2024/06/21		Global Equity Ratings	
2024/06/14		Global Equity Ratings	
2024/05/29		Global Equity Ratings	
2024/04/26		Global Equity Ratings	
2024/04/03		Global Equity Ratings	