

# NUTRIEN LTD FUTURE (POCF) - EUX/202407

2024/07/16 18:50:51

Price  
**50.4826** USD

Difference  1.28% (0.64)

### General attributes

Symbol	POCFN24
Exchange	Eurex
Currency	USD
Security type	Future
Underlying	NUTRIEN LTD
Maturity	07-2024
Contract size	100

### Market data

Bid (Bid size)	- USD (-)
Ask (Ask size)	- USD (-)
Open	50.4826 USD
High	50.4826 USD
Low	50.4826 USD
Close (prev. day)	49.8436 USD
Underlying	NUTRIEN LTD
Underlying price (date)	50.91 (24/07/16)
Settlement price (date)	50.48 (24/07/16)
Open Interest	0

### Performance and Risk

	6m	1Y	3Y
Perf (%)	+0.19%	-18.46%	-
Perf (abs.)	+0.10	-11.43	-
Beta	-	-	-
Volatility	26.70	28.82	-

### Futures and Options

Related Futures	-
Related Options	-

5Y












Information about previous performance does not guarantee future performance.  
Source: FactSet

### Price data

Ø price 5 days   Ø volume 5 days (pcs.)	49.6533 USD (0)
Ø price 30 days   Ø volume 30 days (pcs.)	51.4107 USD (0)
Ø price 100 days   Ø volume 100 days (pcs.)	53.8313 USD (0)
Ø price 250 days   Ø volume 250 days (pcs.)	56.6323 USD (0)
YTD High   date	60.2751 USD (2024/05/22)
YTD Low   date	48.2554 USD (2024/07/10)
52 Weeks High   date	70.5088 USD (2023/07/31)
52 Weeks Low   date	48.2554 USD (2024/07/10)

### Recent Research

on sector			
Date		Headline	Download
2024/07/12		Global Equity Ratings	
2024/06/21		Global Equity Ratings	
2024/06/14		Global Equity Ratings	
2024/05/29		Global Equity Ratings	
2024/04/26		Global Equity Ratings	