

ACS, ACT.DE CONSTR.Y SERV. SA FUTURE (OCIG) - EUX/202407

2024/07/05 19:03:13

Price
38.7399 EUR

Difference  -0.47% (-0.18)

General attributes

Symbol	OCIGN24
Exchange	Eurex
Currency	EUR
Security type	Future
Underlying	ACS ACTIVIDADES DE CONSTRUCCIÓN Y SERVICIOS SA
Maturity	07-2024
Contract size	100

Market data

Bid (Bid size)	- EUR (-)
Ask (Ask size)	- EUR (-)
Open	38.7399 EUR
High	38.7399 EUR
Low	38.7399 EUR
Close (prev. day)	38.9244 EUR
Underlying	ACS ACTIVIDADES DE CONSTRUCCIÓN Y SERVICIOS SA
Underlying price (date)	38.68 (24/07/05)
Settlement price (date)	38.74 (24/07/05)
Open Interest	0

Performance and Risk

	6m	1Y	3Y
Perf (%)	+0.32%	+31.85%	-
Perf (abs.)	+0.12	+9.36	-
Beta	-	-	-
Volatility	23.12	19.99	-

Futures and Options

Related Futures	-
Related Options	-

5Y








Information about previous performance does not guarantee future performance.
Source: FactSet

Price data

Ø price 5 days Ø volume 5 days (pcs.)	38.7348 EUR (0)
Ø price 30 days Ø volume 30 days (pcs.)	39.1416 EUR (0)
Ø price 100 days Ø volume 100 days (pcs.)	38.0089 EUR (0)
Ø price 250 days Ø volume 250 days (pcs.)	35.6470 EUR (0)
YTD High date	40.4555 EUR (2024/06/03)
YTD Low date	34.8082 EUR (2024/01/29)
52 Weeks High date	40.4555 EUR (2024/06/03)
52 Weeks Low date	28.7843 EUR (2023/07/06)

Recent Research

on sector		on market	
Date		Headline	Download
2024/06/21		Global Equity Ratings	
2024/06/14		Global Equity Ratings	
2024/05/29		Global Equity Ratings	
2024/04/26		Global Equity Ratings	
2024/04/03		Global Equity Ratings	