

RECKITT BENCKISER PLC FUTURE (RBF) - EUX/202407

2024/07/10 18:34:43

Price
4,326.5908 GBPDifference  1.73% (73.45)

General attributes

Symbol	RBFGN24
Exchange	Eurex
Currency	GBP
Security type	Future
Underlying	RECKITT BENCKISER GROUP PLC
Maturity	07-2024
Contract size	1,000

Market data

Bid (Bid size)	- GBP (-)
Ask (Ask size)	- GBP (-)
Open	4,326.5908 GBP
High	4,326.5908 GBP
Low	4,326.5908 GBP
Close (prev. day)	4,253.1391 GBP
Underlying	RECKITT BENCKISER GROUP PLC
Underlying price (date)	4,333.00 (24/07/11)
Settlement price (date)	4,326.59 (24/07/10)
Open Interest	0

Performance and Risk

	6m	1Y	3Y
Perf (%)	-23.60%	-27.77%	-
Perf (abs.)	-1,336.52	-1,663.25	-
Beta	-	-	-
Volatility	36.99	27.93	-

Futures and Options

Related Futures	-
Related Options	-











Information about previous performance does not guarantee future performance.
Source: FactSet

Price data

Ø price 5 days Ø volume 5 days (pcs.)	4,284.2813 GBP (0)
Ø price 30 days Ø volume 30 days (pcs.)	4,400.6767 GBP (0)
Ø price 100 days Ø volume 100 days (pcs.)	4,591.5591 GBP (0)
Ø price 250 days Ø volume 250 days (pcs.)	5,301.0534 GBP (0)
YTD High date	5,893.4758 GBP (2024/02/26)
YTD Low date	4,166.7542 GBP (2024/04/17)
52 Weeks High date	6,134.1913 GBP (2023/07/25)
52 Weeks Low date	4,166.7542 GBP (2024/04/17)

Recent Research

on underlying		on sector	
Date		Headline	Download
2022/05/04		Global Equity Ratings	
2022/04/27		Global Equity Ratings	
2022/04/14		Global Equity Ratings	
2022/03/29		Global Equity Ratings	
2022/03/10		Global Equity Ratings	