

RECKITT BENCKISER PLC FUTURE (RBF) - EUX/202407

2024/06/26 18:33:25

Price
4,409.5389 GBPDifference  0.37% (16.42)

General attributes

Symbol	RBFGN24
Exchange	Eurex
Currency	GBP
Security type	Future
Underlying	RECKITT BENCKISER GROUP PLC
Maturity	07-2024
Contract size	1,000

Market data

Bid (Bid size)	- GBP (-)
Ask (Ask size)	- GBP (-)
Open	4,409.5389 GBP
High	4,409.5389 GBP
Low	4,409.5389 GBP
Close (prev. day)	4,393.1171 GBP
Underlying	RECKITT BENCKISER GROUP PLC
Underlying price (date)	4,395.00 (24/06/26)
Settlement price (date)	4,409.54 (24/06/26)
Open Interest	0

Performance and Risk

	6m	1Y	3Y
Perf (%)	-20.25%	-30.41%	-
Perf (abs.)	-1,115.66	-1,919.50	-
Beta	-	-	-
Volatility	37.01	27.96	-

Futures and Options

Related Futures	-
Related Options	-












5Y

Information about previous performance does not guarantee future performance.
Source: FactSet

Price data

Ø price 5 days Ø volume 5 days (pcs.)	4,435.1284 GBP (0)
Ø price 30 days Ø volume 30 days (pcs.)	4,480.5959 GBP (0)
Ø price 100 days Ø volume 100 days (pcs.)	4,754.3067 GBP (0)
Ø price 250 days Ø volume 250 days (pcs.)	5,376.0898 GBP (0)
YTD High date	5,893.4758 GBP (2024/02/26)
YTD Low date	4,166.7542 GBP (2024/04/17)
52 Weeks High date	6,281.4804 GBP (2023/06/26)
52 Weeks Low date	4,166.7542 GBP (2024/04/17)

Recent Research

on underlying		on sector	
Date		Headline	Download
2022/05/04		Global Equity Ratings	
2022/04/27		Global Equity Ratings	
2022/04/14		Global Equity Ratings	
2022/03/29		Global Equity Ratings	
2022/03/10		Global Equity Ratings	