

COSTCO WHOLESALE CORP. FUTURE (COSF) - EUX/202407

2024/07/16 18:50:06

Price
844.4174 USDDifference  -1.39% (-11.86)

General attributes

Symbol	COSFN24
Exchange	Eurex
Currency	USD
Security type	Future
Underlying	COSTCO WHOLESALE
Maturity	07-2024
Contract size	100

Market data

Bid (Bid size)	- USD (-)
Ask (Ask size)	- USD (-)
Open	844.4174 USD
High	844.4174 USD
Low	844.4174 USD
Close (prev. day)	856.2787 USD
Underlying	COSTCO WHOLESALE
Underlying price (date)	850.77 (24/07/16)
Settlement price (date)	844.42 (24/07/16)
Open Interest	0

Performance and Risk

	6m	1Y	3Y
Perf (%)	+20.95%	+47.69%	-
Perf (abs.)	+146.25	+272.68	-
Beta	-	-	-
Volatility	19.92	18.07	-

Futures and Options

Related Futures	-
Related Options	-












5Y

Information about previous performance does not guarantee future performance.
Source: FactSet

Price data

Ø price 5 days Ø volume 5 days (pcs.)	858.1150 USD (0)
Ø price 30 days Ø volume 30 days (pcs.)	859.8606 USD (0)
Ø price 100 days Ø volume 100 days (pcs.)	790.5643 USD (0)
Ø price 250 days Ø volume 250 days (pcs.)	692.1922 USD (0)
YTD High date	893.2274 USD (2024/07/09)
YTD Low date	662.6794 USD (2024/01/04)
52 Weeks High date	893.2274 USD (2024/07/09)
52 Weeks Low date	559.1271 USD (2023/08/25)

Recent Research

on sector		on market	
Date		Headline	Download
2024/07/12		Global Equity Ratings	
2024/06/21		Global Equity Ratings	
2024/06/14		Global Equity Ratings	
2024/05/29		Global Equity Ratings	
2024/04/26		Global Equity Ratings	