

GENERAL ELECTRIC CO. FUTURE (GECF) - EUX/202407

2024/07/16 18:50:27

Price
162.3541 USD
 Difference  1.61% (2.58)

General attributes

Symbol	GECFN24
Exchange	Eurex
Currency	USD
Security type	Future
Underlying	GE AEROSPACE
Maturity	07-2024
Contract size	100

Market data

Bid (Bid size)	- USD (-)
Ask (Ask size)	- USD (-)
Open	162.3541 USD
High	162.3541 USD
Low	162.3541 USD
Close (prev. day)	159.7745 USD
Underlying	GE AEROSPACE
Underlying price (date)	162.85 (24/07/16)
Settlement price (date)	162.35 (24/07/16)
Open Interest	0

Performance and Risk

	6m	1Y	3Y
Perf (%)	+23.01%	+39.54%	-
Perf (abs.)	+30.37	+46.00	-
Beta	-	-	-
Volatility	39.07	31.89	-

Futures and Options

Related Futures	-
Related Options	-

5Y












Information about previous performance does not guarantee future performance.
 Source: FactSet

Price data

Ø price 5 days Ø volume 5 days (pcs.)	162.2723 USD (0)
Ø price 30 days Ø volume 30 days (pcs.)	161.9076 USD (0)
Ø price 100 days Ø volume 100 days (pcs.)	163.5624 USD (0)
Ø price 250 days Ø volume 250 days (pcs.)	140.1041 USD (0)
YTD High date	181.9700 USD (2024/03/27)
YTD Low date	128.2223 USD (2024/01/03)
52 Weeks High date	181.9700 USD (2024/03/27)
52 Weeks Low date	110.0983 USD (2023/11/01)

Recent Research

on sector		on market	
Date		Headline	Download
2024/07/12		Global Equity Ratings	
2024/06/21		Global Equity Ratings	
2024/06/14		Global Equity Ratings	
2024/05/29		Global Equity Ratings	
2024/04/26		Global Equity Ratings	