

## NETFLIX INC. FUTURE (NTFF) - EUX/202407

2024/06/28 18:40:58

Price  
**682.0498** USDDifference  -0.18% (-1.26)

## General attributes

Symbol	NTFFN24
Exchange	Eurex
Currency	USD
Security type	Future
Underlying	NETFLIX INC
Maturity	07-2024
Contract size	100

## Market data

Bid (Bid size)	- USD (-)
Ask (Ask size)	- USD (-)
Open	682.0498 USD
High	682.0498 USD
Low	682.0498 USD
Close (prev. day)	683.3087 USD
Underlying	NETFLIX INC
Underlying price (date)	674.88 (24/06/28)
Settlement price (date)	682.05 (24/06/28)
Open Interest	0

## Performance and Risk

	6m	1Y	3Y
Perf (%)	+34.96%	+47.76%	-
Perf (abs.)	+176.67	+220.47	-
Beta	-	-	-
Volatility	31.57	34.31	-

## Futures and Options

Related Futures	-
Related Options	-






















Information about previous performance does not guarantee future performance.  
Source: FactSet

## Price data

Ø price 5 days   Ø volume 5 days (pcs.)	678.0867 USD (0)
Ø price 30 days   Ø volume 30 days (pcs.)	660.7357 USD (0)
Ø price 100 days   Ø volume 100 days (pcs.)	624.4998 USD (0)
Ø price 250 days   Ø volume 250 days (pcs.)	527.9143 USD (0)
YTD High   date	686.7315 USD (2024/06/20)
YTD Low   date	485.1126 USD (2024/01/03)
52 Weeks High   date	686.7315 USD (2024/06/20)
52 Weeks Low   date	158.3897 USD (2023/12/14)

## Recent Research

on underlying		on sector		on market	
Date				Headline	Download
2024/06/21				Global Equity Ratings	
2024/06/14				Global Equity Ratings	
2024/05/29				Global Equity Ratings	
2024/04/26				Global Equity Ratings	
2024/04/03				Global Equity Ratings	