

# BASF SE FUTURE (BASG) - EUX/202407

2024/05/17 19:04:45

Price  
**49.2036** EUR

Difference  -0.42% (-0.21)

### General attributes

Symbol	BASGN24
Exchange	Eurex
Currency	EUR
Security type	Future
Underlying	BASF SE
Maturity	07-2024
Contract size	100

### Market data

Bid (Bid size)	- EUR (-)
Ask (Ask size)	- EUR (-)
Open	49.2036 EUR
High	49.2036 EUR
Low	49.2036 EUR
Close (prev. day)	49.4104 EUR
Underlying	BASF SE
Underlying price (date)	48.875 (24/05/17)
Settlement price (date)	49.20 (24/05/17)
Open Interest	1,000

### Performance and Risk

	6m	1Y	3Y
Perf (%)	+14.84%	-	-
Perf (abs.)	+6.36	-	-
Beta	-	-	-
Volatility	22.15	-	-

### Futures and Options

Related Futures	-
Related Options	-

5Y












Information about previous performance does not guarantee future performance.  
Source: FactSet

### Price data

Ø price 5 days   Ø volume 5 days (pcs.)	49.5394 EUR (0)
Ø price 30 days   Ø volume 30 days (pcs.)	49.6422 EUR (33)
Ø price 100 days   Ø volume 100 days (pcs.)	46.6860 EUR (10)
Ø price 250 days   Ø volume 250 days (pcs.)	- EUR (-)
YTD High   date	52.8417 EUR (2024/04/04)
YTD Low   date	40.9247 EUR (2024/01/22)
52 Weeks High   date	- EUR (-)
52 Weeks Low   date	- EUR (-)

### Recent Research

on underlying	on sector	on market	
Date		Headline	Download
2024/04/26		Global Equity Ratings	
2024/04/03		Global Equity Ratings	
2024/03/13		Global Equity Ratings	
2024/02/22		Global Equity Ratings	
2024/02/14		Global Equity Ratings	