

CISCO SYSTEMS INC. FUTURE (CSCF) - EUX/202407

2024/05/17 19:04:50

5Y

Price
48.2594 USD
Difference  **-0.80% (-0.39)**

General attributes

Symbol CSCFN24
Exchange Eurex
Currency USD
Security type Future
Underlying CISCO SYSTEMS INC
Maturity 07-2024
Contract size 100

Market data

Bid (Bid size) - USD (-)
Ask (Ask size) - USD (-)
Open 48.2594 USD
High 48.2594 USD
Low 48.2594 USD
Close (prev. day) 48.6494 USD
Underlying CISCO SYSTEMS INC
Underlying price (date) 48.17 (24/05/17)
Settlement price (date) 48.26 (24/05/17)
Open Interest 0

Performance and Risk

	6m	1Y	3Y
Perf (%)	-1.05%	-	-
Perf (abs.)	-0.51	-	-
Beta	-	-	-
Volatility	14.94	-	-

Futures and Options

Related Futures -
Related Options -









Information about previous performance does not guarantee future performance.
 Source: FactSet

Price data

Ø price 5 days Ø volume 5 days (pcs.)	48.7099 USD (0)
Ø price 30 days Ø volume 30 days (pcs.)	48.3647 USD (0)
Ø price 100 days Ø volume 100 days (pcs.)	49.6824 USD (0)
Ø price 250 days Ø volume 250 days (pcs.)	- USD (-)
YTD High date	52.9961 USD (2024/01/25)
YTD Low date	46.8408 USD (2024/05/02)
52 Weeks High date	- USD (-)
52 Weeks Low date	- USD (-)

Recent Research

on underlying	on sector	on market	
Date		Headline	Download
2024/04/26		Global Equity Ratings	
2024/04/03		Global Equity Ratings	
2024/03/13		Global Equity Ratings	
2024/02/22		Global Equity Ratings	
2024/02/14		Global Equity Ratings	