

## FEDEX CORP. FUTURE (FDXF) - EUX/202407

2024/07/17 18:45:39

Price  
**308.9619** USDDifference  -1.01% (-3.17)

## General attributes

Symbol	FDXFN24
Exchange	Eurex
Currency	USD
Security type	Future
Underlying	FEDEX CORP
Maturity	07-2024
Contract size	100

## Market data

Bid (Bid size)	- USD (-)
Ask (Ask size)	- USD (-)
Open	308.9619 USD
High	308.9619 USD
Low	308.9619 USD
Close (prev. day)	312.1295 USD
Underlying	FEDEX CORP
Underlying price (date)	310.43 (24/07/17)
Settlement price (date)	308.96 (24/07/17)
Open Interest	0

## Performance and Risk

	6m	1Y	3Y
Perf (%)	+24.37%	+16.52%	-
Perf (abs.)	+60.54	+43.81	-
Beta	-	-	-
Volatility	30.22	28.63	-

## Futures and Options

Related Futures	-
Related Options	-

5Y












Information about previous performance does not guarantee future performance.  
Source: FactSet

## Price data

Ø price 5 days   Ø volume 5 days (pcs.)	305.1965 USD (0)
Ø price 30 days   Ø volume 30 days (pcs.)	276.2853 USD (0)
Ø price 100 days   Ø volume 100 days (pcs.)	266.6588 USD (0)
Ø price 250 days   Ø volume 250 days (pcs.)	262.9220 USD (0)
YTD High   date	312.1295 USD (2024/07/16)
YTD Low   date	239.1886 USD (2024/02/16)
52 Weeks High   date	312.1295 USD (2024/07/16)
52 Weeks Low   date	232.4696 USD (2023/10/26)

## Recent Research

on sector		on market	
Date		Headline	Download
2024/07/12		Global Equity Ratings	
2024/06/21		Global Equity Ratings	
2024/06/14		Global Equity Ratings	
2024/05/29		Global Equity Ratings	
2024/04/26		Global Equity Ratings	