

# VODAFONE GROUP PLC FUTURE (VODH) - EUX/202407

2024/06/06 19:01:51

**Price**  
**72.6524** GBP

**Difference**  **-0.82% (-0.60)**

### General attributes

Symbol	VODHN24
Exchange	Eurex
Currency	GBP
Security type	Future
Underlying	VODAFONE GROUP PLC
Maturity	07-2024
Contract size	1,000

### Market data

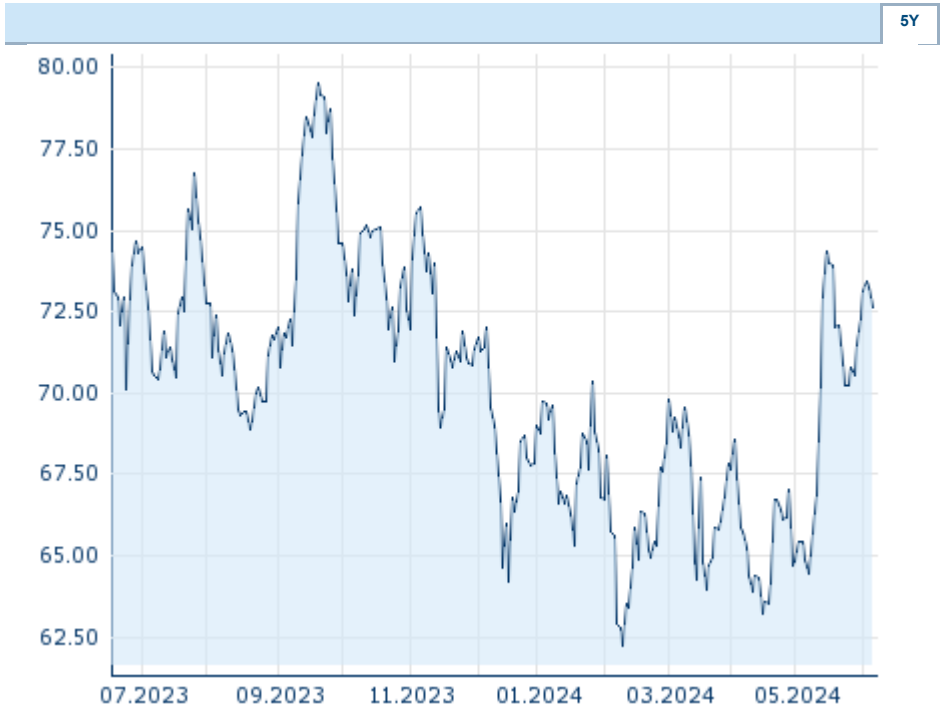
Bid (Bid size)	- GBP (-)
Ask (Ask size)	- GBP (-)
Open	72.6524 GBP
High	72.6524 GBP
Low	72.6524 GBP
Close (prev. day)	73.2514 GBP
Underlying	VODAFONE GROUP PLC
Underlying price (date)	71.52 (24/06/07)
Settlement price (date)	72.65 (24/06/06)
Open Interest	0

### Performance and Risk

	6m	1Y	3Y
Perf (%)	+0.85%	-	-
Perf (abs.)	+0.62	-	-
Beta	-	-	-
Volatility	28.11	-	-

### Futures and Options

Related Futures	-
Related Options	-









Information about previous performance does not guarantee future performance.  
Source: FactSet

### Price data

Ø price 5 days   Ø volume 5 days (pcs.)	72.9567 GBP (0)
Ø price 30 days   Ø volume 30 days (pcs.)	69.5211 GBP (0)
Ø price 100 days   Ø volume 100 days (pcs.)	67.2220 GBP (0)
Ø price 250 days   Ø volume 250 days (pcs.)	- GBP (-)
YTD High   date	74.3566 GBP (2024/05/16)
YTD Low   date	62.2413 GBP (2024/02/09)
52 Weeks High   date	- GBP (-)
52 Weeks Low   date	- GBP (-)

### Recent Research

on underlying		on sector	
Date		Headline	Download
2022/12/19		Global Equity Ratings	
2022/11/28		Global Equity Ratings	
2022/11/18		Global Equity Ratings	
2022/10/31		Global Equity Ratings	
2022/10/05		Global Equity Ratings	