

MICROSOFT CORP. FUTURE (MSTF) - EUX/202407

2024/06/25 19:05:35

Price
450.7908 USD

Difference  -0.25% (-1.15)

General attributes

Symbol	MSTFN24
Exchange	Eurex
Currency	USD
Security type	Future
Underlying	MICROSOFT CORP.
Maturity	07-2024
Contract size	100

Market data

Bid (Bid size)	- USD (-)
Ask (Ask size)	- USD (-)
Open	450.7908 USD
High	450.7908 USD
Low	450.7908 USD
Close (prev. day)	451.9427 USD
Underlying	MICROSOFT CORP.
Underlying price (date)	450.95 (24/06/25)
Settlement price (date)	450.79 (24/06/25)
Open Interest	0

Performance and Risk

	6m	1Y	3Y
Perf (%)	+17.05%	+27.43%	-
Perf (abs.)	+65.66	+97.04	-
Beta	-	-	-
Volatility	19.47	19.46	-

Futures and Options

Related Futures	-
Related Options	-

5Y












Information about previous performance does not guarantee future performance.
Source: FactSet

Price data

Ø price 5 days Ø volume 5 days (pcs.)	449.9127 USD (0)
Ø price 30 days Ø volume 30 days (pcs.)	433.8356 USD (0)
Ø price 100 days Ø volume 100 days (pcs.)	423.5029 USD (0)
Ø price 250 days Ø volume 250 days (pcs.)	387.3978 USD (0)
YTD High date	451.9427 USD (2024/06/24)
YTD Low date	380.0779 USD (2024/01/08)
52 Weeks High date	451.9427 USD (2024/06/24)
52 Weeks Low date	323.0008 USD (2023/09/27)

Recent Research

on underlying	on sector	on market	
Date		Headline	Download
2024/06/21		Global Equity Ratings	
2024/06/14		Global Equity Ratings	
2024/05/29		Global Equity Ratings	
2024/04/26		Global Equity Ratings	
2024/04/03		Global Equity Ratings	